



AP-1 (phospho Thr93) Polyclonal Antibody

Cat #: ABP50264

Size: 30µl /100µl /200µl

Product Information

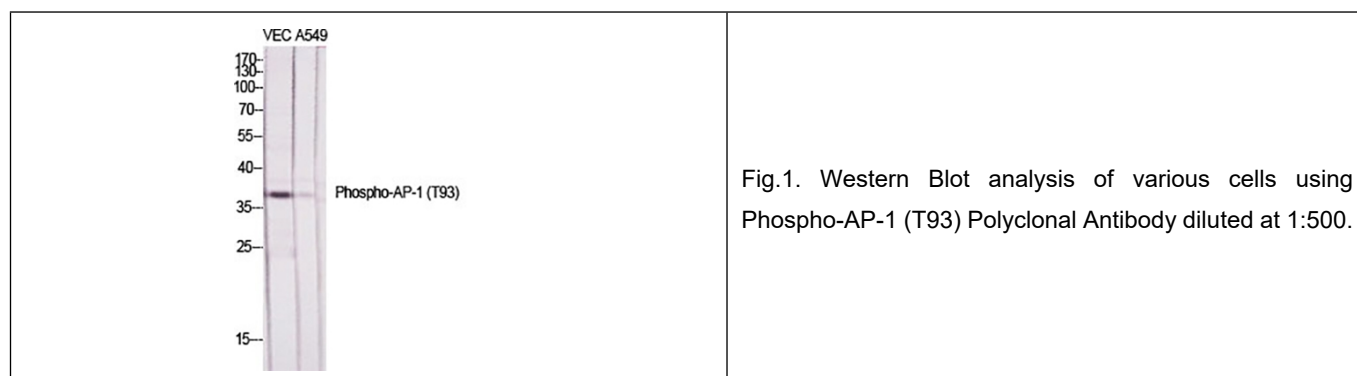
	Product Name: AP-1 (phospho Thr93) Polyclonal Antibody		
	Applications: WB, IHC-P, IP, ELISA		Isotype: Rabbit IgG
	Reactivity: Human, Mouse, Rat		
REF	Catalog Number: ABP50264	LOT	Lot Number: Refer to product label
	Formulation: Liquid		Concentration: 1 mg/ml
	Storage: Store at -20°C. Avoid repeated freeze / thaw cycles.		Note: Contain sodium azide.

Background: JUN is the putative transforming gene of avian sarcoma virus 17. It encodes Jun proto-oncogene, AP-1 transcription factor subunit which is highly similar to the viral protein, and which interacts directly with specific target DNA sequences to regulate gene expression. JUN is intronless and is mapped to 1p32-p31, a chromosomal region involved in both translocations and deletions in human malignancies.

Application Notes: Optimal working dilutions should be determined experimentally by the investigator. Suggested starting dilutions are as follows: WB (1:500-1:2000), IHC-P (1:100-1:300), IP (2-5 ug/mg lysate), ELISA (1:20000). Not yet tested in other applications.

Storage Buffer: PBS containing 50% Glycerol, 0.5% BSA and 0.02% Sodium Azide.

Storage Instructions: Stable for one year at -20°C from date of shipment. For maximum recovery of product, centrifuge the original vial after thawing and prior to removing the cap. Aliquot to avoid repeated freezing and thawing.



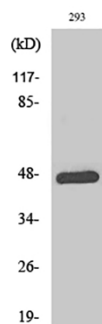


Fig.2. Western Blot analysis of 293 cells using Phospho-AP-1 (T93) Polyclonal Antibody diluted at 1:500.

Note: The product listed herein is for research use only and is not intended for use in human or clinical diagnosis. Suggested applications of our products are not recommendations to use our products in violation of any patent or as a license. We cannot be responsible for patent infringements or other violations that may occur with the use of this product.