



## ICAM-1 (phospho Tyr512) Polyclonal Antibody

Cat #: ABP50334

Size: 30µl /100µl /200µl

### Product Information

|   |  |   |   |
|---|--|---|---|
|   | <b>Product Name:</b> ICAM-1 (phospho Tyr512) Polyclonal Antibody     |   |   |
|   | <b>Applications:</b> WB, ELISA                                       |   | <b>Isotype:</b> Rabbit IgG                |
|   | <b>Reactivity:</b> Human   |   |   |
| <b>REF</b>  | <b>Catalog Number:</b> ABP50334                                      | <b>LOT</b>  | <b>Lot Number:</b> Refer to product label |
|   | <b>Formulation:</b> Liquid   |   | <b>Concentration:</b> 1 mg/ml             |
|  | <b>Storage:</b> Store at -20°C. Avoid repeated freeze / thaw cycles. |  | <b>Note:</b> Contain sodium azide.        |

**Background:** ICAM1 encodes a cell surface glycoprotein (intercellular adhesion molecule 1) which is typically expressed on endothelial cells and cells of the immune system. It binds to integrins of type CD11a / CD18, or CD11b/CD18 and is also exploited by Rhinovirus as a receptor.

**Application Notes:** Optimal working dilutions should be determined experimentally by the investigator. Suggested starting dilutions are as follows: WB (1:500-1:2000), ELISA (1:40000). Not yet tested in other applications.

**Storage Buffer:** PBS containing 50% Glycerol, 0.5% BSA and 0.02% Sodium Azide.

**Storage Instructions:** Stable for one year at -20°C from date of shipment. For maximum recovery of product, centrifuge the original vial after thawing and prior to removing the cap. Aliquot to avoid repeated freezing and thawing.




Fig. Western Blot analysis of various cells using Phospho-ICAM-1 (Y512) Polyclonal Antibody diluted at 1:500.

**Note:** The product listed herein is for research use only and is not intended for use in human or clinical diagnosis. Suggested applications of our products are not recommendations to use our products in violation of any patent or as a license. We cannot be responsible for patent infringements or other violations that may occur with the use of this product.