



Cytokeratin 8 Polyclonal Antibody

Cat #: ABP51136

Size: 30µl /100µl /200µl

Product Information

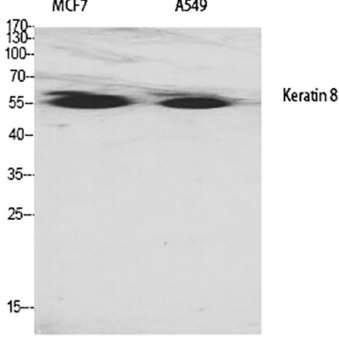
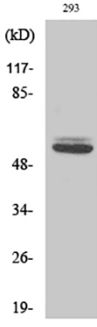
	Product Name: Cytokeratin 8 Polyclonal Antibody		
	Applications: WB, IHC-P, IF, ELISA		Isotype: Rabbit IgG
	Reactivity: Human, Mouse, Rat		
REF	Catalog Number: ABP51136	LOT	Lot Number: Refer to product label
	Formulation: Liquid		Concentration: 1 mg/ml
	Storage: Store at -20°C. Avoid repeated freeze / thaw cycles.		Note: Contain sodium azide.

Background: KRT8 is a member of the type II keratin family clustered on the long arm of chromosome 12. Type I and type II keratins heteropolymerize to form intermediate-sized filaments in the cytoplasm of epithelial cells. The product of KRT8 typically dimerizes with keratin 18 to form an intermediate filament in simple single-layered epithelial cells. Keratin 8 plays a role in maintaining cellular structural integrity and also functions in signal transduction and cellular differentiation. Mutations in KRT8 cause cryptogenic cirrhosis. Alternatively spliced transcript variants have been found for KRT8.

Application Notes: Optimal working dilutions should be determined experimentally by the investigator. Suggested starting dilutions are as follows: WB (1:500-1:2000), IHC-P (1:100-1:300), IF (1:200-1:1000), ELISA (1:5000). Not yet tested in other applications.

Storage Buffer: PBS containing 50% Glycerol, 0.5% BSA and 0.02% Sodium Azide.

Storage Instructions: Stable for one year at -20°C from date of shipment. For maximum recovery of product, centrifuge the original vial after thawing and prior to removing the cap. Aliquot to avoid repeated freezing and thawing.

	<p>Fig.1. Western Blot analysis of various cells using Cytokeratin 8 Polyclonal Antibody diluted at 1:2000.</p>
	<p>Fig.2. Western Blot analysis of 293 cells using Cytokeratin 8 Polyclonal Antibody diluted at 1:2000.</p>

Note: The product listed herein is for research use only and is not intended for use in human or clinical diagnosis. Suggested applications of our products are not recommendations to use our products in violation of any patent or as a license. We cannot be responsible for patent infringements or other violations that may occur with the use of this product.