



## FoxB1/2 Polyclonal Antibody

Cat #: ABP51361

Size: 30µl /100µl /200µl

### Product Information

	<b>Product Name:</b> FoxB1/2 Polyclonal Antibody		
	<b>Applications:</b> WB, IHC-P, ELISA		<b>Isotype:</b> Rabbit IgG
	<b>Reactivity:</b> Human, Mouse		
<b>REF</b>	<b>Catalog Number:</b> ABP51361	<b>LOT</b>	<b>Lot Number:</b> Refer to product label
	<b>Formulation:</b> Liquid		<b>Concentration:</b> 1 mg/ml
	<b>Storage:</b> Store at -20°C. Avoid repeated freeze / thaw cycles.		<b>Note:</b> Contain sodium azide.

**Background:** FOXB1 is a gene on chromosome 15q22 that encodes a member of the forkhead class of DNA-binding proteins, Forkhead box protein B1, which has sequence-specific distal enhancer binding RNA polymerase II transcription-factor activity. Gene Ontology (GO) annotations related to this gene include transcription factor activity, sequence-specific DNA binding and RNA polymerase II transcription factor activity, sequence-specific DNA binding. An important paralog of this gene is FOXE3.

**Application Notes:** Optimal working dilutions should be determined experimentally by the investigator. Suggested starting dilutions are as follows: WB (1:500-1:2000), IHC-P (1:100-1:300), ELISA (1:20000). Not yet tested in other applications.

**Storage Buffer:** PBS containing 50% Glycerol, 0.5% BSA and 0.02% Sodium Azide.

**Storage Instructions:** Stable for one year at -20°C from date of shipment. For maximum recovery of product, centrifuge the original vial after thawing and prior to removing the cap. Aliquot to avoid repeated freezing and thawing.

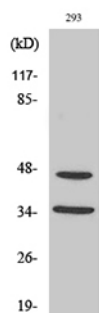


Fig. Western Blot analysis of various cells using FoxB1/2 Polyclonal Antibody.

**Note:** The product listed herein is for research use only and is not intended for use in human or clinical diagnosis. Suggested applications of our products are not recommendations to use our products in violation of any patent or as a license. We cannot be responsible for patent infringements or other violations that may occur with the use of this product.