

GADD45B antibody - middle region
Rabbit Polyclonal Antibody
Catalog # AI12900**Specification****GADD45B antibody - middle region - Product Information**

Application **IHC**
Primary Accession [O75293](#)
Other Accession [NM_015675](#),
[NP_056490](#)
Reactivity **Human, Mouse, Rat, Pig, Horse, Bovine, Guinea Pig, Dog**
Predicted Host **Rat, Dog**
Clonality **Rabbit**
Calculated MW **Polyclonal 18kDa KDa**

GADD45B antibody - middle region - Additional Information**Gene ID 4616**Alias Symbol **DKFZP566B133, GADD45BETA, MYD118****Other Names**

Growth arrest and DNA damage-inducible protein GADD45 beta, Myeloid differentiation primary response protein MyD118, Negative growth regulatory protein MyD118, GADD45B, MYD118

Format

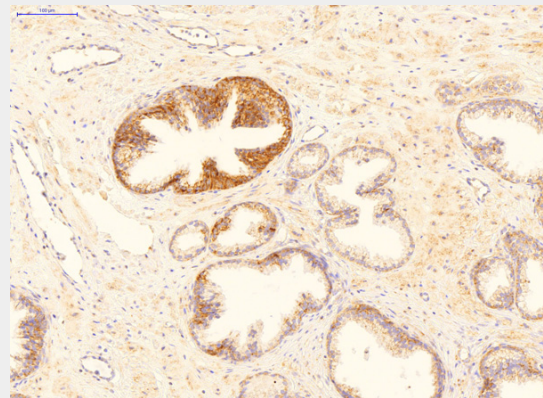
Liquid. Purified antibody supplied in 1x PBS buffer with 0.09% (w/v) sodium azide and 2% sucrose.

Reconstitution & Storage

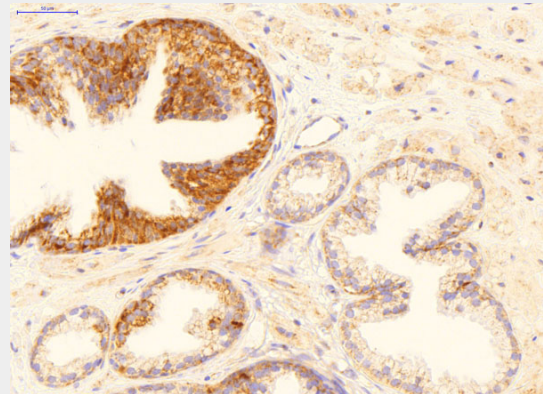
Add 50 ul of distilled water. Final anti-GADD45B antibody concentration is 1 mg/ml in PBS buffer with 2% sucrose. For longer periods of storage, store at 20°C. Avoid repeat freeze-thaw cycles.

Precautions

GADD45B antibody - middle region is for research use only and not for use in diagnostic or therapeutic procedures.



Product Page for GADD45B antibody - middle region
Sample Type : Human Prostate Cancer
Primary Antibody Dilution : 2µg/ml
Color/Signal Descriptions: GADD45B (DAB; brown), nuclei (hematoxylin; blue) Gene Name: GADD45B



Product Page for GADD45B antibody - middle region
Sample Type : Human Prostate Cancer
Primary Antibody Dilution : 2µg/ml
Color/Signal Descriptions: GADD45B (DAB; brown), nuclei (hematoxylin; blue) Gene Name: GADD45B

GADD45B antibody - middle region - Protein Information

Name GADD45B

Synonyms MYD118

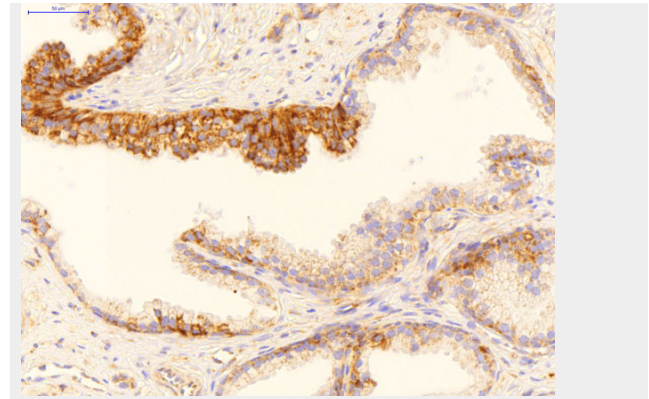
Function

Involved in the regulation of growth and apoptosis. Mediates activation of stress-responsive MTK1/MEKK4 MAPKKK.

GADD45B antibody - middle region - Protocols

Provided below are standard protocols that you may find useful for product applications.

- [Western Blot](#)
- [Blocking Peptides](#)
- [Dot Blot](#)
- [Immunohistochemistry](#)
- [Immunofluorescence](#)
- [Immunoprecipitation](#)
- [Flow Cytometry](#)
- [Cell Culture](#)



Product Page for GADD45B antibody - middle region
Sample Type : Human Prostate Cancer
Primary Antibody Dilution : 2µg/ml
Color/Signal Descriptions: GADD45B (DAB; brown), nuclei (hematoxylin; blue) Gene Name: GADD45B

GADD45B antibody - middle region - References

Tornatore, L., (2008) J. Mol. Biol. 378(1), 97-111
Reconstitution and Storage: For short term use, store at 2-8°C up to 1 week. For long term storage, store at -20°C in small aliquots to prevent freeze-thaw cycles.
Publications: Babu, E. et al. Role of SLC5A8, a plasma membrane transporter and tumor suppressor, in the antitumor activity of dichloroacetate. *Oncogene* 30, 4026-37 (2011). IHC, Dog, Horse, Pig, Human, Mouse, Bovine, Rat, Guinea pig 21505039
Dong, R. et al. Cells with dendritic cell morphology and immunophenotype, binuclear morphology, and immunosuppressive function in dendritic cell cultures. *Cell. Immunol.* 272, 1-10 (2011). ChIP, Dog, Horse, Pig, Human, Mouse, Bovine, Rat, Guinea pig 22048458