

**STRA8 Antibody (C-term)**  
**Affinity Purified Rabbit Polyclonal Antibody (Pab)**  
**Catalog # AP11436b**

**Specification**

**STRA8 Antibody (C-term) - Product Information**

Application	WB, IHC-P-Leica,E
Primary Accession	<a href="#">Q7Z7C7</a>
Other Accession	<a href="#">NP_872295.1</a>
Reactivity	Human
Host	Rabbit
Clonality	Polyclonal
Isotype	Rabbit Ig
Antigen Region	286-315

**STRA8 Antibody (C-term) - Additional Information**

**Gene ID** 346673

**Other Names**

Stimulated by retinoic acid gene 8 protein homolog, STRA8  
{ECO:0000312|EMBL:AAP471631}

**Target/Specificity**

This STRA8 antibody is generated from rabbits immunized with a KLH conjugated synthetic peptide between 286-315 amino acids from the C-terminal region of human STRA8.

**Dilution**

WB~~1:2000  
IHC-P-Leica~~1:500

**Format**

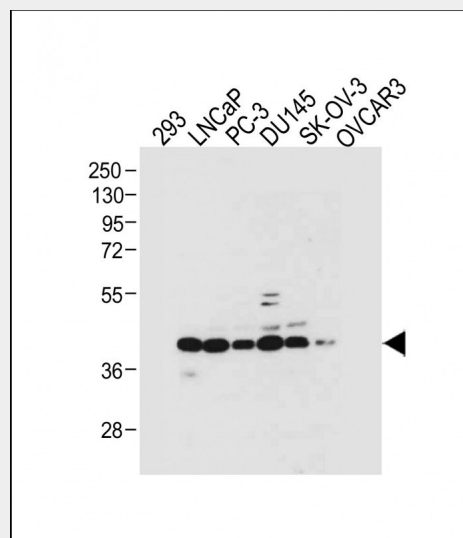
Purified polyclonal antibody supplied in PBS with 0.09% (W/V) sodium azide. This antibody is purified through a protein A column, followed by peptide affinity purification.

**Storage**

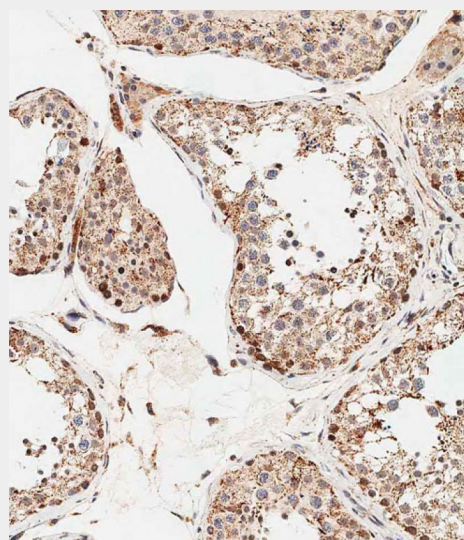
Maintain refrigerated at 2-8°C for up to 2 weeks. For long term storage store at -20°C in small aliquots to prevent freeze-thaw cycles.

**Precautions**

STRA8 Antibody (C-term) is for research use only and not for use in diagnostic or



All lanes : Anti-STRA8 Antibody (C-term) at 1:2000 dilution Lane 1: 293 whole cell lysate Lane 2: LNCaP whole cell lysate Lane 3: PC-3 whole cell lysate Lane 4: DU145 whole cell lysate Lane 5: SK-OV-3 whole cell lysate Lane 6: OVCAR3 whole cell lysate Lysates/proteins at 20 µg per lane. Secondary Goat Anti-Rabbit IgG, (H+L), Peroxidase conjugated at 1/10000 dilution. Predicted band size : 37 kDa Blocking/Dilution buffer: 5% NFDM/TBST.



therapeutic procedures.

#### STRA8 Antibody (C-term) - Protein Information

**Name** STRA8 ([HGNC:30653](#))

#### Function

Meiosis-inducer required for the transition into meiosis for both female and male germ cells. In female germ cells, acts downstream of ZGLP1 as a key effector of the meiotic program: required for premeiotic DNA replication and subsequent events in meiotic prophase. During spermatogenesis, next to its role in meiotic initiation, promotes (but is not required for) spermatogonial differentiation. In complex with MEIOSIN, directly activates the transcription of a subset of critical meiotic genes playing a central role in cell-cycle switching from mitosis to meiosis.

#### Cellular Location

Cytoplasm  
{ECO:0000250|UniProtKB:P70278}. Nucleus  
{ECO:0000250|UniProtKB:P70278}.  
Note=Shuttles between nucleus and cytoplasm. Nuclear export is XPO1-dependent  
{ECO:0000250|UniProtKB:P70278}

#### Tissue Location

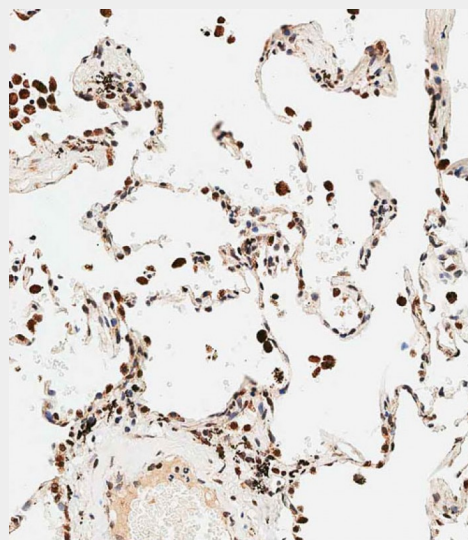
Expressed specifically in testis and fetal ovaries.

#### STRA8 Antibody (C-term) - Protocols

Provided below are standard protocols that you may find useful for product applications.

- [Western Blot](#)
- [Blocking Peptides](#)
- [Dot Blot](#)
- [Immunohistochemistry](#)
- [Immunofluorescence](#)
- [Immunoprecipitation](#)
- [Flow Cytometry](#)
- [Cell Culture](#)

Immunohistochemical analysis of paraffin-embedded human testis tissue using AP11436B performed on the Leica® BOND RXm. Tissue was fixed with formaldehyde at room temperature, antigen retrieval was by heat mediation with a EDTA buffer (pH9. 0). Samples were incubated with primary antibody(1:500) for 1 hours at room temperature. A undiluted biotinylated CRF Anti-Polyvalent HRP Polymer antibody was used as the secondary antibody.



Immunohistochemical analysis of paraffin-embedded human lung tissue using AP11436B performed on the Leica® BOND RXm. Tissue was fixed with formaldehyde at room temperature, antigen retrieval was by heat mediation with a EDTA buffer (pH9. 0). Samples were incubated with primary antibody(1:500) for 1 hours at room temperature. A undiluted biotinylated CRF Anti-Polyvalent HRP Polymer antibody was used as the secondary antibody.

#### STRA8 Antibody (C-term) - Background

This gene encodes a retinoic acid-responsive protein. A homologous protein in mouse has been shown to be involved in the regulation of meiotic initiation in both spermatogenesis and oogenesis, though feature differences between the mouse and human proteins suggest that these homologs are not entirely functionally equivalent. It is thought that this gene may play a role in

spermatogenesis in humans.

#### **STRA8 Antibody (C-term) - References**

Le Bouffant, R., et al. Hum. Reprod.  
25(10):2579-2590(2010)  
Aston, K.I., et al. Hum. Reprod.  
25(6):1383-1397(2010)  
Chen, B., et al. Asian J. Androl.  
11(5):557-565(2009)  
Houmard, B., et al. Biol. Reprod.  
81(2):438-443(2009)  
Stouffs, K., et al. Verh. K. Acad. Geneesk.  
Belg. 71(3):115-139(2009)