

PNLIP Antibody (C-term)
Affinity Purified Rabbit Polyclonal Antibody (Pab)
Catalog # AP16041b

Specification

PNLIP Antibody (C-term) - Product Information

Application	WB, IHC-P,E
Primary Accession	P16233
Other Accession	NP_000927.1
Reactivity	Human
Host	Rabbit
Clonality	Polyclonal
Isotype	Rabbit Ig
Calculated MW	51157
Antigen Region	312-341

PNLIP Antibody (C-term) - Additional Information

Gene ID 5406

Other Names

Pancreatic triacylglycerol lipase, PL, PTL,
Pancreatic lipase, PNLIP

Target/Specificity

This PNLIP antibody is generated from rabbits immunized with a KLH conjugated synthetic peptide between 312-341 amino acids from the C-terminal region of human PNLIP.

Dilution

WB~~1:1000
IHC-P~~1:100

Format

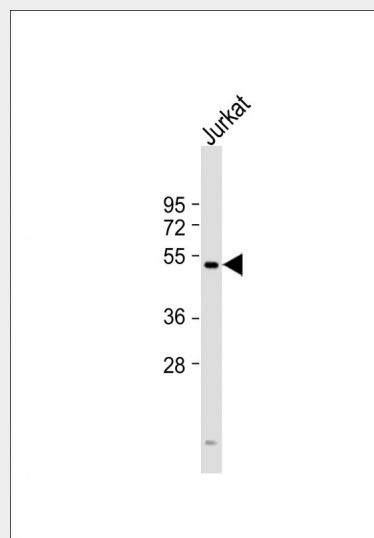
Purified polyclonal antibody supplied in PBS with 0.09% (W/V) sodium azide. This antibody is purified through a protein A column, followed by peptide affinity purification.

Storage

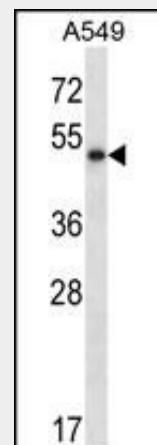
Maintain refrigerated at 2-8°C for up to 2 weeks. For long term storage store at -20°C in small aliquots to prevent freeze-thaw cycles.

Precautions

PNLIP Antibody (C-term) is for research use only and not for use in diagnostic or



Anti-PNLIP Antibody (C-term) at 1:1000 dilution + Jurkat whole cell lysate
Lysates/proteins at 20 µg per lane.
Secondary Goat Anti-Rabbit IgG, (H+L), Peroxidase conjugated at 1/10000 dilution.
Predicted band size : 51 kDa
Blocking/Dilution buffer: 5% NFDM/TBST.



PNLIP Antibody (C-term) (Cat. #AP16041b) western blot analysis in A549 cell line lysates (35ug/lane). This demonstrates the PNLIP antibody detected the PNLIP protein (arrow).

therapeutic procedures.

PNLIP Antibody (C-term) - Protein Information

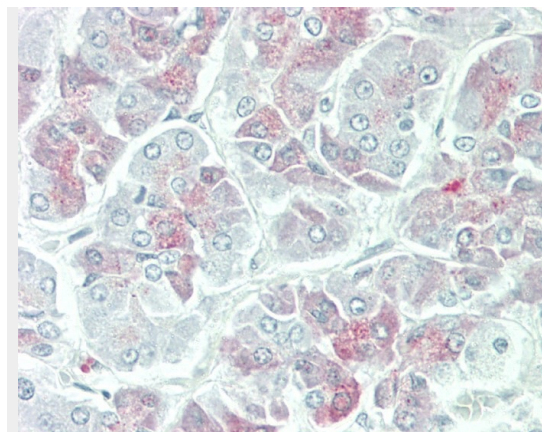
Name PNLIP ([HGNC:9155](#))

Function

Plays an important role in fat metabolism. It preferentially splits the esters of long-chain fatty acids at positions 1 and 3, producing mainly 2-monoacylglycerol and free fatty acids, and shows considerably higher activity against insoluble emulsified substrates than against soluble ones.

Cellular Location

Secreted.



Formalin-fixed and paraffin-embedded H.pancreas tissue reacted with PNLIP Antibody (C-term) (Cat#AP16041b).

PNLIP Antibody (C-term) - Protocols

Provided below are standard protocols that you may find useful for product applications.

- [Western Blot](#)
- [Blocking Peptides](#)
- [Dot Blot](#)
- [Immunohistochemistry](#)
- [Immunofluorescence](#)
- [Immunoprecipitation](#)
- [Flow Cytometry](#)
- [Cell Culture](#)

PNLIP Antibody (C-term) - Background

This gene is a member of the lipase gene family. It encodes a carboxyl esterase that hydrolyzes insoluble, emulsified triglycerides, and is essential for the efficient digestion of dietary fats. This gene is expressed specifically in the pancreas.

PNLIP Antibody (C-term) - References

Colin, D.Y., et al. Protein Eng. Des. Sel. 23(5):365-373(2010)
Ranaldi, S., et al. Biochemistry 49(10):2140-2149(2010)
Bourbon-Freie, A., et al. J. Biol. Chem. 284(21):14157-14164(2009)
Ranaldi, S., et al. Biochemistry 48(3):630-638(2009)
Colin, D.Y., et al. Biochem. Biophys. Res. Commun. 370(3):394-398(2008)