

NOS2 Polyclonal Antibody

Catalog # AP71353

Specification

NOS2 Polyclonal Antibody - Product Information

Application	WB
Primary Accession	P35228
Reactivity	Human
Host	Rabbit
Clonality	Polyclonal

NOS2 Polyclonal Antibody - Additional Information

Gene ID 4843

Other Names

NOS2; NOS2A; Nitric oxide synthase; inducible; Hepatocyte NOS; HEP-NOS; Inducible NO synthase; Inducible NOS; iNOS; NOS type II; Peptidyl-cysteine S-nitrosylase NOS2

Dilution

WB~~Western Blot: 1/500 - 1/2000.
Immunohistochemistry: 1/100 - 1/300.
Immunofluorescence: 1/200 - 1/1000.
ELISA: 1/20000. Not yet tested in other applications.

Format

Liquid in PBS containing 50% glycerol, 0.5% BSA and 0.02% sodium azide.

Storage Conditions

-20°C

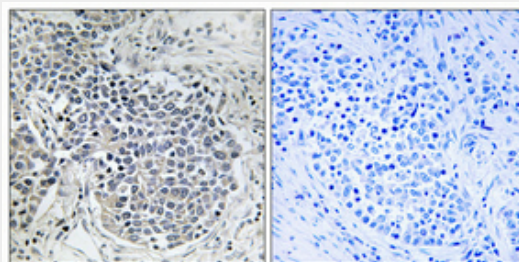

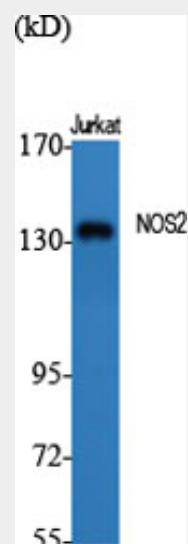
NOS2 Polyclonal Antibody - Protein Information

Name NOS2

Synonyms NOS2A

Function

Produces nitric oxide (NO) which is a messenger molecule with diverse functions throughout the body (PubMed:7531687, PubMed:<a href="http://www.uniprot.org/ci



tations/7544004" target="_blank">7544004). In macrophages, NO mediates tumoricidal and bactericidal actions. Also has nitrosylase activity and mediates cysteine S-nitrosylation of cytoplasmic target proteins such PTGS2/COX2 (By similarity). As component of the iNOS-S100A8/9 transnitrosylase complex involved in the selective inflammatory stimulus-dependent S-nitrosylation of GAPDH on 'Cys-247' implicated in regulation of the GAIT complex activity and probably multiple targets including ANXA5, EZR, MSN and VIM (PubMed:25417112). Involved in inflammation, enhances the synthesis of proinflammatory mediators such as IL6 and IL8 (PubMed:19688109).

Cellular Location

Cytoplasm, cytosol. Note=Localizes as discrete foci scattered throughout the cytosol and in the presence of SPSB1 and SPSB4, exhibits a more diffuse cytosolic localization.

Tissue Location

Expressed in the liver, retina, bone cells and airway epithelial cells of the lung. Not expressed in the platelets

NOS2 Polyclonal Antibody - Background

Produces nitric oxide (NO) which is a messenger molecule with diverse functions throughout the body (PubMed:7531687, PubMed:7544004). In macrophages, NO mediates tumoricidal and bactericidal actions. Also has nitrosylase activity and mediates cysteine S-nitrosylation of cytoplasmic target proteins such PTGS2/COX2 (By similarity). As component of the iNOS-S100A8/9 transnitrosylase complex involved in the selective inflammatory stimulus-dependent S-nitrosylation of GAPDH on 'Cys-247' implicated in regulation of the GAIT complex activity and probably multiple targets including ANXA5, EZR, MSN and VIM (PubMed:25417112). Involved in inflammation, enhances the synthesis of proinflammatory mediators such as IL6 and IL8 (PubMed:19688109).

NOS2 Polyclonal Antibody - Protocols

Provided below are standard protocols that you may find useful for product applications.

- [Western Blot](#)
- [Blocking Peptides](#)
- [Dot Blot](#)
- [Immunohistochemistry](#)
- [Immunofluorescence](#)
- [Immunoprecipitation](#)
- [Flow Cytometry](#)
- [Cell Culture](#)