

YB-1 Polyclonal Antibody

Catalog # AP73108

Specification

YB-1 Polyclonal Antibody - Product Information

Application	IHC
Primary Accession	P67809
Reactivity	Human, Mouse, Rat
Host	Rabbit
Clonality	Polyclonal

YB-1 Polyclonal Antibody - Additional Information

Gene ID 4904

Other Names

YBX1; NSEP1; YB1; Nuclease-sensitive element-binding protein 1; CCAAT-binding transcription factor I subunit A; CBF-A; DNA-binding protein B; DBPB; Enhancer factor I subunit A; EFl-A; Y-box transcription factor; Y-box-binding protein 1; YB-

Dilution

IHC~~IHC-p: 100-300. Western Blot: 1/500 - 1/2000. ELISA: 1/40000. Not yet tested in other applications.

Format

Liquid in PBS containing 50% glycerol, 0.5% BSA and 0.02% sodium azide.

Storage Conditions

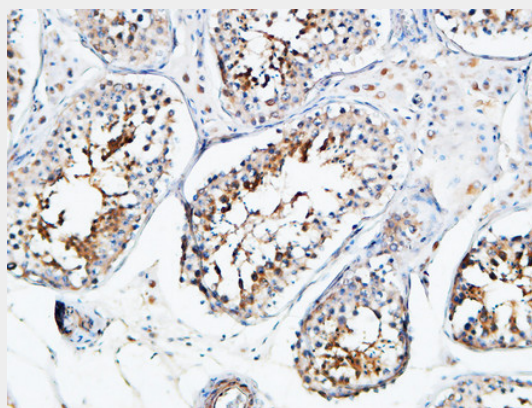
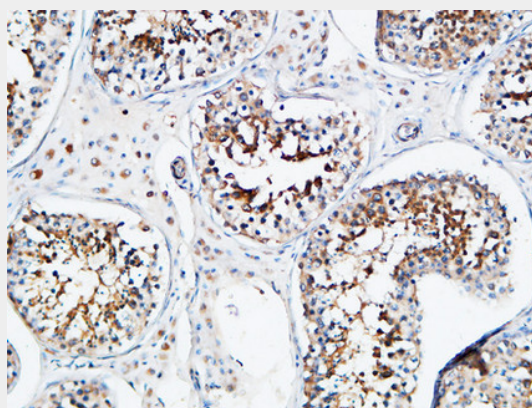
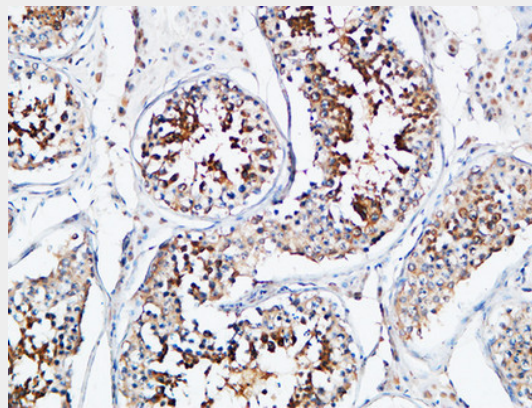
-20°C

YB-1 Polyclonal Antibody - Protein Information

Name YBX1 ([HGNC:8014](#))

Function

DNA- and RNA-binding protein involved in various processes, such as translational repression, RNA stabilization, mRNA splicing, DNA repair and transcription regulation (PubMed:8188694, PubMed:<a href="http://www.uniprot.org/ci



YB-1 Polyclonal Antibody - Background

tations/10817758"
target="_blank">10817758,
PubMed:<a href="http://www.uniprot.org/citations/11698476"
target="_blank">11698476,
PubMed:<a href="http://www.uniprot.org/citations/14718551"
target="_blank">14718551,
PubMed:<a href="http://www.uniprot.org/citations/18809583"
target="_blank">18809583,
PubMed:<a href="http://www.uniprot.org/citations/31358969"
target="_blank">31358969).
Predominantly acts as a RNA-binding protein: binds preferentially to the 5'-[CU]CUGCG-3' RNA motif and specifically recognizes mRNA transcripts modified by C5-methylcytosine (m5C) (PubMed:19561594,
PubMed:31358969).
Promotes mRNA stabilization: acts by binding to m5C- containing mRNAs and recruiting the mRNA stability maintainer ELAVL1, thereby preventing mRNA decay (PubMed:10817758,
PubMed:11698476,
PubMed:31358969).
Component of the CRD-mediated complex that promotes MYC mRNA stability (PubMed:19029303).
Contributes to the regulation of translation by modulating the interaction between the mRNA and eukaryotic initiation factors (By similarity). Plays a key role in RNA composition of extracellular exosomes by defining the sorting of small non-coding RNAs, such as tRNAs, Y RNAs, Vault RNAs and miRNAs (PubMed:27559612,
PubMed:29073095). Probably sorts RNAs in exosomes by recognizing and binding C5-methylcytosine

Mediates pre-mRNA alternative splicing regulation. Binds to splice sites in pre-mRNA and regulates splice site selection. Binds and stabilizes cytoplasmic mRNA. Contributes to the regulation of translation by modulating the interaction between the mRNA and eukaryotic initiation factors (By similarity). Regulates the transcription of numerous genes. Its transcriptional activity on the multidrug resistance gene MDR1 is enhanced in presence of the APEX1 acetylated form at 'Lys-6' and 'Lys-7'. Binds to promoters that contain a Y-box (5'-CTGATTGGCCAA-3'), such as MDR1 and HLA class II genes. Promotes separation of DNA strands that contain mismatches or are modified by cisplatin. Has endonucleolytic activity and can introduce nicks or breaks into double-stranded DNA (in vitro). May play a role in DNA repair. Component of the CRD-mediated complex that promotes MYC mRNA stability. Binds preferentially to the 5'-[CU]CUGCG-3' motif in vitro.

(m5C)-containing RNAs (PubMed:28341602, PubMed:29073095). Acts as a key effector of epidermal progenitors by preventing epidermal progenitor senescence: acts by regulating the translation of a senescence-associated subset of cytokine mRNAs, possibly by binding to m5C-containing mRNAs (PubMed:29712925). Also involved in pre-mRNA alternative splicing regulation: binds to splice sites in pre-mRNA and regulates splice site selection (PubMed:12604611). Also able to bind DNA: regulates transcription of the multidrug resistance gene MDR1 is enhanced in presence of the APEX1 acetylated form at 'Lys-6' and 'Lys-7' (PubMed:18809583). Binds to promoters that contain a Y-box (5'-CTGATTGGCCAA-3'), such as MDR1 and HLA class II genes (PubMed:8188694, PubMed:18809583). Promotes separation of DNA strands that contain mismatches or are modified by cisplatin (PubMed:14718551). Has endonucleolytic activity and can introduce nicks or breaks into double-stranded DNA, suggesting a role in DNA repair (PubMed:14718551). The secreted form acts as an extracellular mitogen and stimulates cell migration and proliferation (PubMed:19483673).

Cellular Location

Cytoplasm. Nucleus. Cytoplasmic granule. Secreted. Secreted, extracellular exosome
Note=Predominantly cytoplasmic in proliferating cells (PubMed:12604611).

Cytotoxic stress and DNA damage enhance translocation to the nucleus (PubMed:14718551). Localized in cytoplasmic mRNP granules containing untranslated mRNAs (PubMed:25229427). Shuttles between nucleus and cytoplasm (PubMed:25229427). Localized with DDX1, MBNL1 and TIAL1 in stress granules upon stress (PubMed:18335541). Secreted by mesangial and monocytic cells after inflammatory challenges (PubMed:19483673)

YB-1 Polyclonal Antibody - Protocols

Provided below are standard protocols that you may find useful for product applications.

- [Western Blot](#)
- [Blocking Peptides](#)
- [Dot Blot](#)
- [Immunohistochemistry](#)
- [Immunofluorescence](#)
- [Immunoprecipitation](#)
- [Flow Cytometry](#)
- [Cell Culture](#)