

**MGMT Antibody (C-term)**  
**Purified Rabbit Polyclonal Antibody (Pab)**  
**Catalog # AP7341b**

**Specification**

**MGMT Antibody (C-term) - Product Information**

Application	<b>WB, IHC-P, FC,E</b>
Primary Accession	<a href="#">P16455</a>
Reactivity	<b>Human</b>
Host	<b>Rabbit</b>
Clonality	<b>Polyclonal</b>
Isotype	<b>Rabbit Ig</b>
Antigen Region	<b>156-182</b>

**MGMT Antibody (C-term) - Additional Information**

**Gene ID** 4255

**Other Names**

Methylated-DNA--protein-cysteine  
methyltransferase, 6-O-methylguanine-DNA  
methyltransferase, MGMT,  
O-6-methylguanine-DNA-alkyltransferase,  
MGMT

**Target/Specificity**

This MGMT antibody is generated from rabbits immunized with a KLH conjugated synthetic peptide between 156-182 amino acids from the C-terminal region of human MGMT.

**Dilution**

WB~~1:1000  
IHC-P~~1:50~100  
FC~~1:10~50

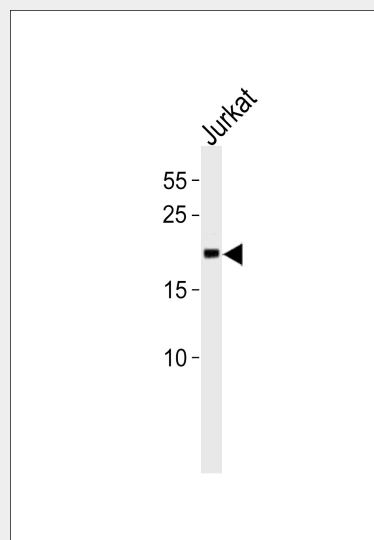
**Format**

Purified polyclonal antibody supplied in PBS with 0.09% (W/V) sodium azide. This antibody is prepared by Saturated Ammonium Sulfate (SAS) precipitation followed by dialysis against PBS.

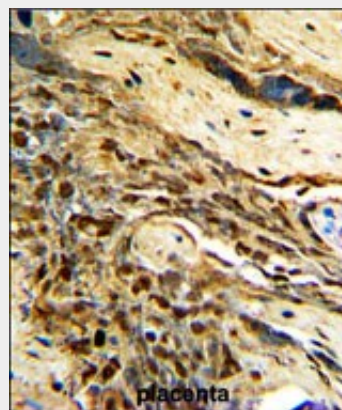
**Storage**

Maintain refrigerated at 2-8°C for up to 2 weeks. For long term storage store at -20°C in small aliquots to prevent freeze-thaw cycles.

**Precautions**



MGMT Antibody (C-term) (Cat. #AP7341b) western blot analysis in Jurkat cell line lysates (35ug/lane). This demonstrates the MGMT antibody detected the MGMT protein (arrow).



Formalin-fixed and paraffin-embedded human placenta with MGMT Antibody (C-term), which was peroxidase-conjugated to the secondary antibody, followed by DAB staining. This data demonstrates the use of this antibody for immunohistochemistry; clinical relevance has not been evaluated.

MGMT Antibody (C-term) is for research use only and not for use in diagnostic or therapeutic procedures.

#### MGMT Antibody (C-term) - Protein Information


**Name** MGMT

#### Function

Involved in the cellular defense against the biological effects of O6-methylguanine (O6-MeG) and O4-methylthymine (O4-MeT) in DNA. Repairs the methylated nucleobase in DNA by stoichiometrically transferring the methyl group to a cysteine residue in the enzyme. This is a suicide reaction: the enzyme is irreversibly inactivated.

#### Cellular Location

Nucleus.



Flow cytometric analysis of CEM cells using MGMT Antibody (C-term)(bottom histogram) compared to a negative control cell (top histogram). FITC-conjugated goat-anti-rabbit secondary antibodies were used for the analysis.

#### MGMT Antibody (C-term) - Background

MGMT is involved in the cellular defense against the biological effects of O6-methylguanine (O6-MeG) in DNA. This protein repairs alkylated guanine in DNA by stoichiometrically transferring the alkyl group at the O-6 position to a cysteine residue in the enzyme. This is a suicide reaction: the protein is irreversibly inactivated.

#### MGMT Antibody (C-term) - References

Kim,J.I., Suh,J.T. Hum. Pathol. 40 (7), 934-941 (2009)  
Chen,S.P., Chiu,S.C. Genet Test Mol Biomarkers 13 (1), 67-71 (2009)  
Slupphaug,G., Lettrem,I. Carcinogenesis 13 (10), 1769-1773 (1992)  
Lee,S.M., Crowther,D. Br. J. Cancer 66 (2), 331-336 (1992)

#### MGMT Antibody (C-term) - Protocols

Provided below are standard protocols that you may find useful for product applications.

- [Western Blot](#)
- [Blocking Peptides](#)
- [Dot Blot](#)
- [Immunohistochemistry](#)
- [Immunofluorescence](#)
- [Immunoprecipitation](#)
- [Flow Cytometry](#)
- [Cell Culture](#)

#### MGMT Antibody (C-term) - Citations

- [Impact of O6-methylguanine-DNA methyltransferase expression on the drug resistance of clear cell renal cell carcinoma.](#)
- [High-mobility group box 2 is associated with prognosis of glioblastoma by promoting cell viability, invasion, and chemotherapeutic resistance.](#)