

## FOXA2 Antibody (monoclonal) (M12)

Mouse monoclonal antibody raised against a partial recombinant FOXA2.

Catalog # AT2087a

### Specification

#### FOXA2 Antibody (monoclonal) (M12) - Product Information

Application	IF, WB, IHC, E
Primary Accession	<a href="#">Q9Y261</a>
Other Accession	<a href="#">NM_021784</a>
Reactivity	Human
Host	Mouse
Clonality	Monoclonal
Isotype	IgG1 Kappa
Calculated MW	48306

#### FOXA2 Antibody (monoclonal) (M12) - Additional Information

Gene ID 3170

#### Other Names

Hepatocyte nuclear factor 3-beta,  
HNF-3-beta, HNF-3B, Forkhead box protein  
A2, Transcription factor 3B, TCF-3B, FOXA2,  
HNF3B, TCF3B

#### Target/Specificity

FOXA2 (NP\_068556, 363 a.a. ~ 457 a.a)  
partial recombinant protein with GST tag.  
MW of the GST tag alone is 26 KDa.

#### Dilution

WB~~1:500~1000

#### Format

Clear, colorless solution in phosphate  
buffered saline, pH 7.2 .

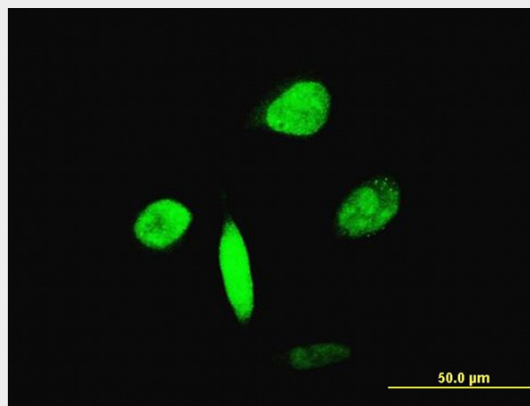
#### Storage

Store at -20°C or lower. Aliquot to avoid  
repeated freezing and thawing.

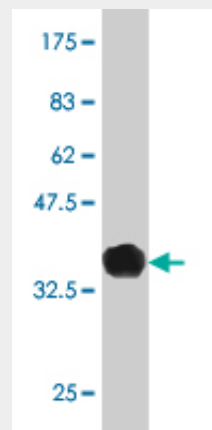
#### Precautions

FOXA2 Antibody (monoclonal) (M12) is for  
research use only and not for use in  
diagnostic or therapeutic procedures.

#### FOXA2 Antibody (monoclonal) (M12) -



Immunofluorescence of monoclonal antibody to FOXA2 on HeLa cell. [antibody concentration 10 ug/ml]

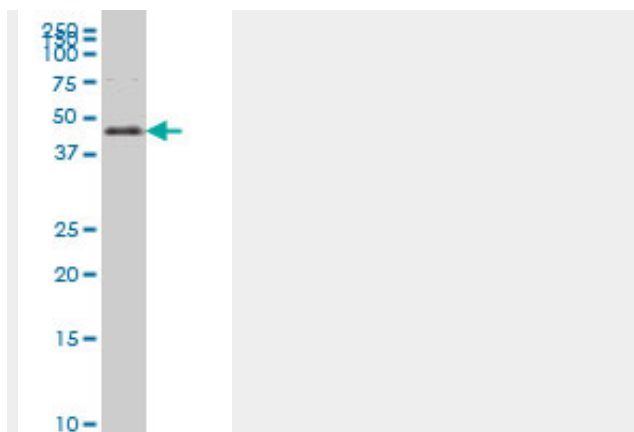


Antibody Reactive Against Recombinant Protein. Western Blot detection against Immunogen (36.19 KDa) .

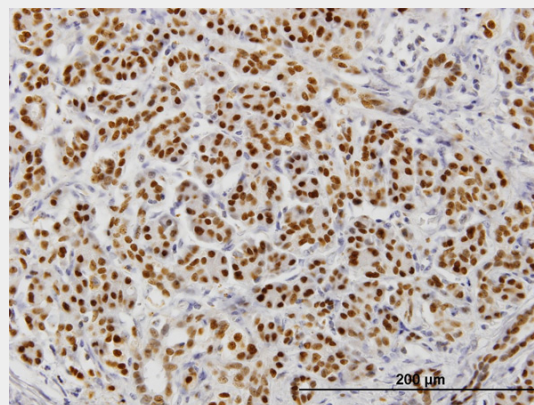
## Protocols

Provided below are standard protocols that you may find useful for product applications.

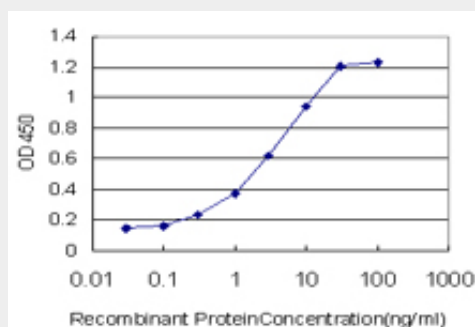
- [Western Blot](#)
- [Blocking Peptides](#)
- [Dot Blot](#)
- [Immunohistochemistry](#)
- [Immunofluorescence](#)
- [Immunoprecipitation](#)
- [Flow Cytometry](#)
- [Cell Culture](#)



FOXA2 monoclonal antibody (M12), clone 6C12 Western Blot analysis of FOXA2 expression in K-562 (Cat # AT2087a)



Immunoperoxidase of monoclonal antibody to FOXA2 on formalin-fixed paraffin-embedded human pancreas. [antibody concentration 0.5 ug/ml]



Detection limit for recombinant GST tagged FOXA2 is approximately 0.3ng/ml as a capture antibody.

## FOXA2 Antibody (monoclonal) (M12) - Background

This gene encodes a member of the forkhead class of DNA-binding proteins. These

hepatocyte nuclear factors are transcriptional activators for liver-specific genes such as albumin and transthyretin, and they also interact with chromatin. Similar family members in mice have roles in the regulation of metabolism and in the differentiation of the pancreas and liver. This gene has been linked to sporadic cases of maturity-onset diabetes of the young. Transcript variants encoding different isoforms have been identified for this gene.

#### **FOXA2 Antibody (monoclonal) (M12) - References**

Variation at the NFATC2 Locus Increases the Risk of Thiazolinedinedione-Induced Edema in the Diabetes REduction Assessment with ramipril and rosiglitazone Medication (DREAM) Study. Bailey SD, et al. Diabetes Care, 2010 Jul 13. PMID 20628086.Foxa2 (HNF-3beta) regulates expression of hepatotrophic factor ALR in liver cells. Dayoub R, et al. Biochem Biophys Res Commun, 2010 May 14. PMID 20382118.Hepatitis C virus differentially modulates activation of forkhead transcription factors and insulin-induced metabolic gene expression. Banerjee A, et al. J Virol, 2010 Jun. PMID 20357092.Loss of FOXA1/2 is essential for the epithelial-to-mesenchymal transition in pancreatic cancer. Song Y, et al. Cancer Res, 2010 Mar 1. PMID 20160041.A weighted false discovery rate control procedure reveals alleles at FOXA2 that influence fasting glucose levels. Xing C, et al. Am J Hum Genet, 2010 Mar 12. PMID 20152958.