

A0677

Leader in Biomolecular Solutions for Life Science



GATA2 Rabbit pAb

Catalog No.: A0677

4 Publications

Basic Information

Observed MW

51kDa

Calculated MW

51kDa

Category

Polyclonal Antibody

Applications

WB,IHC-P,ELISA

Cross-Reactivity

Human,Mouse,Rat

Background

This gene encodes a member of the GATA family of zinc-finger transcription factors that are named for the consensus nucleotide sequence they bind in the promoter regions of target genes. The encoded protein plays an essential role in regulating transcription of genes involved in the development and proliferation of hematopoietic and endocrine cell lineages. Alternative splicing results in multiple transcript variants.

Recommended Dilutions

WB 1:100 - 1:500

IHC-P 1:50 - 1:200

ELISA Recommended starting concentration is 1 µg/mL. Please optimize the concentration based on your specific assay requirements.

Immunogen Information

Gene ID

2624

Swiss Prot

P23769

Immunogen

Recombinant protein (or fragment). This information is considered to be commercially sensitive.

Synonyms

DCML; IMD21; NFE1B; MONOMAC; GATA2

Contact



www.abclonal.com

Product Information

Source

Rabbit

Isotype

IgG

Purification

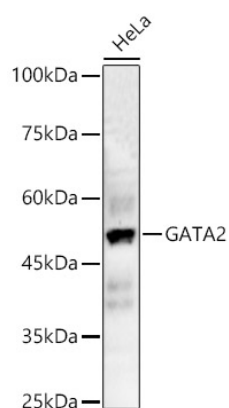
Affinity purification

Storage

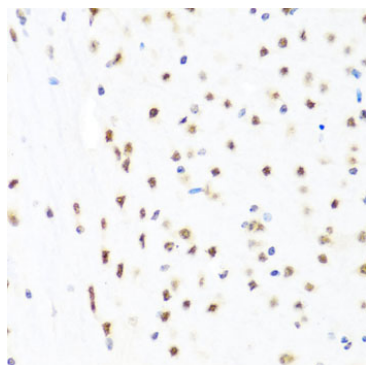
Store at -20°C. Avoid freeze / thaw cycles.

Buffer: PBS containing 50% glycerol, preserved with proclin300 or sodium azide (as specified on the Certificate of Analysis), pH 7.3.

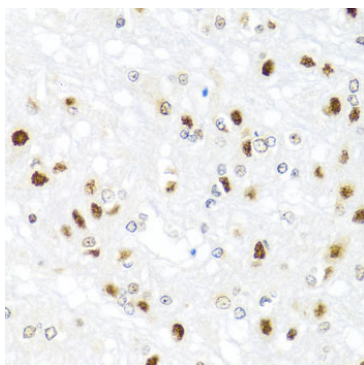
Validation Data



Western blot analysis of lysates from HeLa cells, using GATA2 Rabbit pAb (A0677) at 1:500 dilution.
Secondary antibody: HRP-conjugated Goat anti-Rabbit IgG (H+L) (AS014) at 1:10000 dilution.
Lysates/proteins: 25µg per lane.
Blocking buffer: 3% nonfat dry milk in TBST.
Detection: ECL Basic Kit (RM00020).
Exposure time: 180s.



Immunohistochemistry analysis of paraffin-embedded Mouse brain using GATA2 Rabbit pAb (A0677) at dilution of 1:100 (40x lens).
Microwave antigen retrieval performed with 0.01M PBS Buffer (pH 7.2) prior to IHC staining.



Immunohistochemistry analysis of paraffin-embedded Rat brain using GATA2 Rabbit pAb (A0677) at dilution of 1:100 (40x lens).
Microwave antigen retrieval performed with 0.01M PBS Buffer (pH 7.2) prior to IHC staining.