

A19787

Leader in Biomolecular Solutions for Life Science



sestrin 1 Rabbit mAb

Catalog No.: A19787

Recombinant

Basic Information

Observed MW

66kDa

Calculated MW

57kDa

Category

SMab Recombinant Monoclonal
Antibody

Applications

WB,IHC-P,ELISA

Cross-Reactivity

Human,Mouse

CloneNo number

ARC2313

Background

This gene encodes a member of the sestrin family. Sestrins are induced by the p53 tumor suppressor protein and play a role in the cellular response to DNA damage and oxidative stress. The encoded protein mediates p53 inhibition of cell growth by activating AMP-activated protein kinase, which results in the inhibition of the mammalian target of rapamycin protein. The encoded protein also plays a critical role in antioxidant defense by regenerating overoxidized peroxiredoxins, and the expression of this gene is a potential marker for exposure to radiation. Alternatively spliced transcript variants encoding multiple isoforms have been observed for this gene.

Recommended Dilutions

WB 1:500 - 1:2000

IHC-P 1:50 - 1:200

ELISA Recommended starting concentration is 1 µg/mL. Please optimize the concentration based on your specific assay requirements.

Immunogen Information

Gene ID

27244

Swiss Prot

Q9Y6P5

Immunogen

Synthetic peptide. This information is considered to be commercially sensitive.

Synonyms

PA26; SEST1; sestrin 1

Contact

 www.abclonal.com

Product Information

Source

Rabbit

Isotype

IgG

Purification

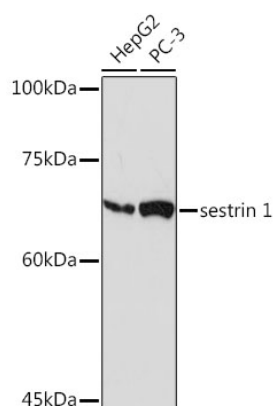
Affinity purification

Storage

Store at -20°C. Avoid freeze / thaw cycles.

Buffer: PBS with 0.02% sodium azide,0.05% BSA,50% glycerol,pH7.3.

Validation Data



Western blot analysis of various lysates using sestrin 1 Rabbit mAb (A19787) at 1:1000 dilution.

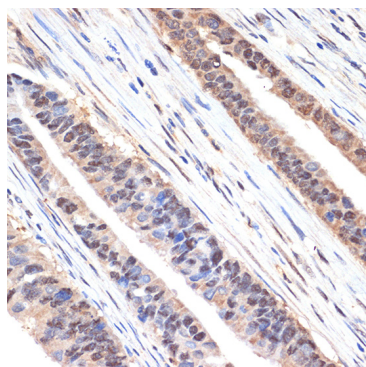
Secondary antibody: HRP-conjugated Goat anti-Rabbit IgG (H+L) (AS014) at 1:10000 dilution.

Lysates/proteins: 25µg per lane.

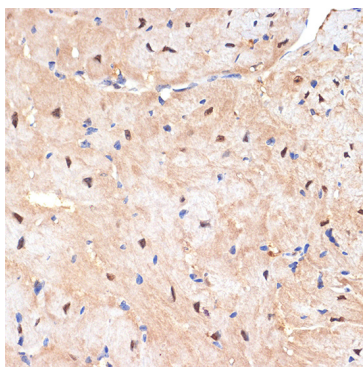
Blocking buffer: 3% nonfat dry milk in TBST.

Detection: ECL Basic Kit (RM00020).

Exposure time: 180s.



Immunohistochemistry analysis of paraffin-embedded Human colon carcinoma using sestrin 1 Rabbit mAb (A19787) at dilution of 1:100 (40x lens). Microwave antigen retrieval performed with 0.01M Tris/EDTA Buffer (pH 9.0) prior to IHC staining.



Immunohistochemistry analysis of paraffin-embedded Mouse heart using sestrin 1 Rabbit mAb (A19787) at dilution of 1:100 (40x lens). Microwave antigen retrieval performed with 0.01M Tris/EDTA Buffer (pH 9.0) prior to IHC staining.