

A8463

Leader in Biomolecular Solutions for Life Science



ZBTB17 Rabbit pAb

Catalog No.: A8463

Basic Information

Observed MW

103kDa

Calculated MW

88kDa

Category

Polyclonal Antibody

Applications

WB,IHC-P,ELISA

Cross-Reactivity

Human,Mouse,Rat

Background

This gene encodes a zinc finger protein involved in the regulation of c-myc. The symbol MIZ1 has also been associated with PIAS2 which is a different gene located on chromosome 18.

Recommended Dilutions

WB 1:500 - 1:2000

IHC-P 1:100 - 1:200

ELISA Recommended starting concentration is 1 µg/mL. Please optimize the concentration based on your specific assay requirements.

Immunogen Information

Gene ID

7709

Swiss Prot

Q13105

Immunogen

Recombinant protein (or fragment). This information is considered to be commercially sensitive.

Synonyms

MIZ-1; ZNF60; ZNF151; pHZ-67; ZBTB17

Contact

 www.abclonal.com

Product Information

Source

Rabbit

Isotype

IgG

Purification

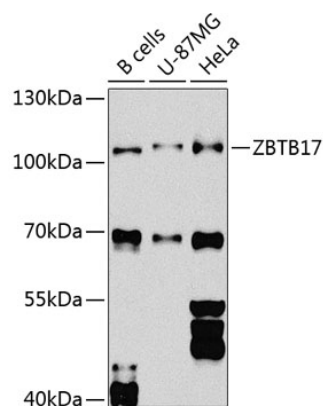
Affinity purification

Storage

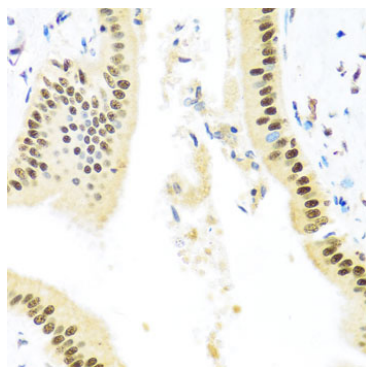
Store at -20°C. Avoid freeze / thaw cycles.

Buffer: PBS with 0.02% sodium azide, 50% glycerol, pH7.3.

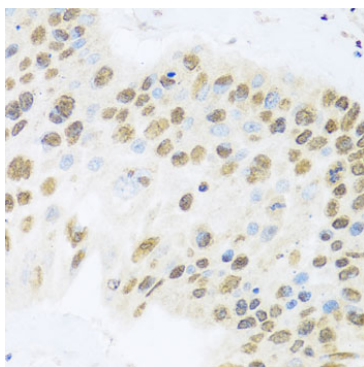
Validation Data



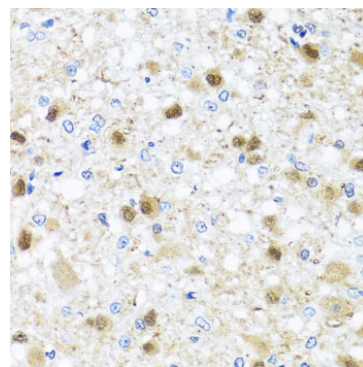
Western blot analysis of various lysates using ZBTB17 Rabbit pAb (A8463) at 1:1000 dilution.
Secondary antibody: HRP-conjugated Goat anti-Rabbit IgG (H+L) (AS014) at 1:10000 dilution.
Lysates/proteins: 25µg per lane.
Blocking buffer: 3% nonfat dry milk in TBST.
Detection: ECL Basic Kit (RM00020).
Exposure time: 90s.



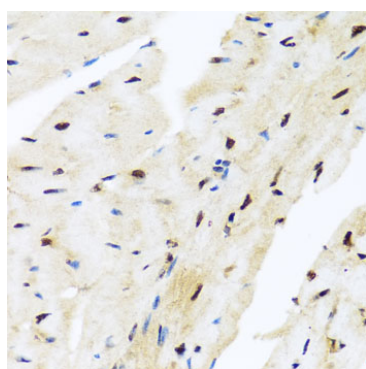
Immunohistochemistry analysis of paraffin-embedded Human liver damage using ZBTB17 Rabbit pAb (A8463) at dilution of 1:100 (40x lens). Microwave antigen retrieval performed with 0.01M PBS Buffer (pH 7.2) prior to IHC staining.



Immunohistochemistry analysis of paraffin-embedded Human lung cancer using ZBTB17 Rabbit pAb (A8463) at dilution of 1:100 (40x lens). Microwave antigen retrieval performed with 0.01M PBS Buffer (pH 7.2) prior to IHC staining.



Immunohistochemistry analysis of paraffin-embedded Rat brain using ZBTB17 Rabbit pAb (A8463) at dilution of 1:100 (40x lens). Microwave antigen retrieval performed with 0.01M PBS Buffer (pH 7.2) prior to IHC staining.



Immunohistochemistry analysis of paraffin-embedded Mouse heart using ZBTB17 Rabbit pAb (A8463) at dilution of 1:100 (40x lens). Microwave antigen retrieval performed with 0.01M PBS Buffer (pH 7.2) prior to IHC staining.