

RP00072

Leader in Biomolecular Solutions for Life Science



Recombinant Human PD-1/PDCD1/CD279 Protein

Catalog No.: RP00072

Recombinant

Sequence Information

Species	Gene ID	Swiss Prot
HEK293 cells	5133	Q15116

Tags

C-hFc&His

Synonyms

PDCD1; CD279; PD-1; PD1; SLEB2;
hPD-1; hPD-I; hSLE1; programmed cell
death
1;PD-1;CD279;PD1;SLEB2;hPD-1;hPD-
I;hSLE1;PD-1/CD279

Product Information

Source	Purification
HEK293 cells	> 97% by SDS- PAGE.

Endotoxin

< 0.1 EU/μg of the protein by LAL
method.

Formulation

Lyophilized from a 0.22 μm filtered
solution of PBS, pH 7.4. Contact us for
customized product form or
formulation.

Reconstitution

Centrifuge the vial before opening.
Reconstitute to a concentration of
0.1-0.5 mg/mL in sterile distilled water.
Avoid vortex or vigorously pipetting
the protein. For long term storage, it is
recommended to add a carrier protein
or stabilizer (e.g. 0.1% BSA, 5% HSA,
10% FBS or 5% Trehalose), and aliquot
the reconstituted protein solution to
minimize free-thaw cycles.

Background

This protein is a cell surface membrane protein of the immunoglobulin superfamily. This protein is expressed in pro-B-cells and is thought to play a role in their differentiation. In mice, expression of this gene is induced in the thymus when anti-CD3 antibodies are injected and large numbers of thymocytes undergo apoptosis. Mice deficient for this gene bred on a BALB/c background developed dilated cardiomyopathy and died from congestive heart failure.

Basic Information

Description

Recombinant Human PD-1/PDCD1/CD279 Protein is produced by HEK293 expression system. The target protein is expressed with sequence (Leu25-Thr168) of human PD-1 (Accession #NP_005009.2) fused with an Fc, 6×His tag at the C-terminus.

Bio-Activity

Measured by its binding ability in a functional ELISA. Immobilized Recombinant Human PD-1 at 5 μg/mL (100 μL/well) can bind Recombinant Human PD-L1 with a linear range of 0.3-1.3 μg/mL.

Storage

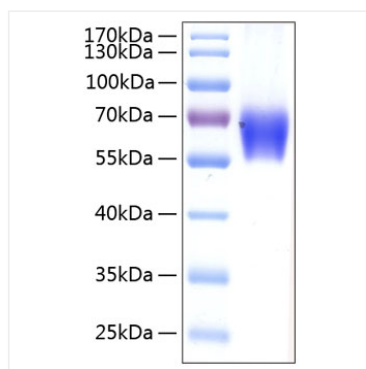
Store at -20°C. Store the lyophilized protein at -20°C to -80 °C up to 1 year from the date of receipt. After reconstitution, the protein solution is stable at -20°C for 3 months, at 2-8°C for up to 1 week.
Avoid repeated freeze/thaw cycles.

Contact

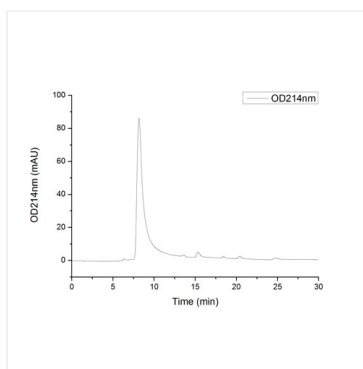


www.abclonal.com

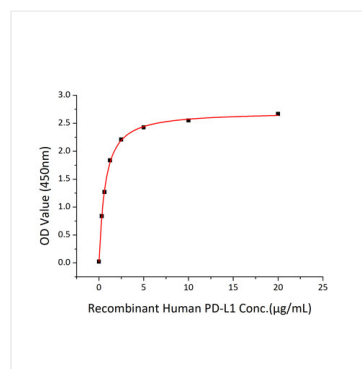
Validation Data



Recombinant Human PD-1/PDCD1/CD279 Protein was determined by SDS-PAGE under reducing conditions with Coomassie Blue.



The purity of Human PD-1 Protein (Cat.RP00072) was greater than 95% as determined by SEC-HPLC.



Immobilized Recombinant Human PD-1 at 5μg/mL (100μL/well) can bind Recombinant Human PD-L1 with a linear range of 0.3-1.3 μg/mL.