

RP00075

Leader in Biomolecular Solutions for Life Science



Recombinant Human Fc gamma RIIB/FCGR2B/CD32b Protein

Catalog No.: RP00075

Recombinant

Sequence Information

Species	Gene ID	Swiss Prot
HEK293 cells	2213	P31994

Tags

C-His

Synonyms

FCGR2B;CD32;CD32B;FCG2;FCGR2;IGF R2

Product Information

Source	Purification
HEK293 cells	> 97% by SDS-PAGE.

Endotoxin

< 0.1 EU/μg of the protein by LAL method.

Formulation

Lyophilized from a 0.22 μm filtered solution of PBS, pH 7.4. Contact us for customized product form or formulation.

Reconstitution

Centrifuge the vial before opening. Reconstitute to a concentration of 0.1-0.5 mg/mL in sterile distilled water. Avoid vortex or vigorously pipetting the protein. For long term storage, it is recommended to add a carrier protein or stabilizer (e.g. 0.1% BSA, 5% HSA, 10% FBS or 5% Trehalose), and aliquot the reconstituted protein solution to minimize free-thaw cycles.

Background

The protein is a low affinity receptor for the Fc region of immunoglobulin gamma complexes. The protein is involved in the phagocytosis of immune complexes and in the regulation of antibody production by B-cells.

Basic Information

Description

Recombinant Human Fc gamma RIIB/FCGR2B/CD32b Protein is produced by HEK293 expression system. The target protein is expressed with sequence (Ala46-Pro217) of human Fc gamma RIIB/C (Accession #NP_003992.3) fused with a 6×His tag at the C-terminus.

Bio-Activity

1. Measured by its binding ability in a functional ELISA. Immobilized Recombinant Human FCGR2B at 2 μg/mL (100 μL/well) can bind biotinylated Human IgG1 with a linear range of 0.0048-2.81 μg/mL. 2. Measured by its binding ability in a functional ELISA. Immobilized Human FCGR2B (Catalog: RP00075) at 2 μg/mL (100 μL/well) can bind FCGR2B Rabbit pAb (Catalog: A12553) with a linear range of 0.3-77.48 ng/mL.

Storage

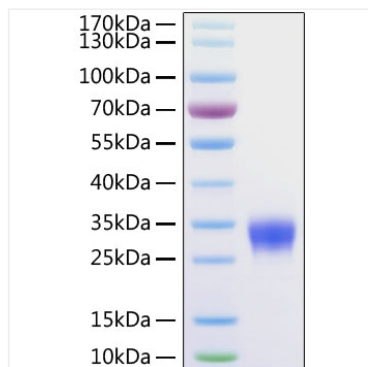
Store at -20°C. Store the lyophilized protein at -20°C to -80 °C up to 1 year from the date of receipt. After reconstitution, the protein solution is stable at -20°C for 3 months, at 2-8°C for up to 1 week. Avoid repeated freeze/thaw cycles.

Contact

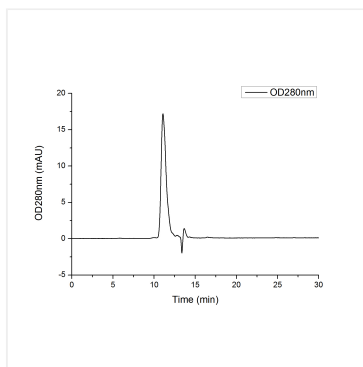


www.abclonal.com

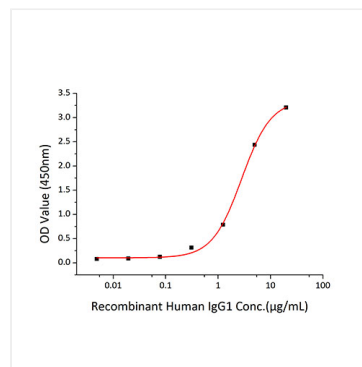
Validation Data



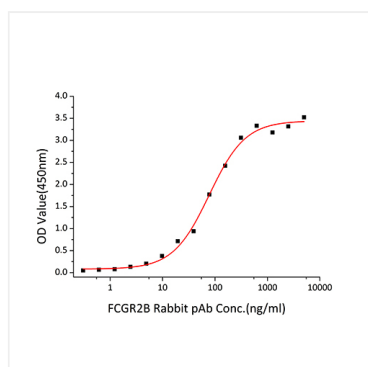
Recombinant Human Fc-gamma RIIb/CD32b Protein was determined by SDS-PAGE with Coomassie Blue, showing a band at 25-35 kDa.



The purity of Human Fc gamma RIIb/C Protein (Cat.RP00075) was greater than 95% as determined by SEC-HPLC.



Immobilized Recombinant Human FCGR2B at 2μg/mL (100μL/well) can bind biotinylated Human IgG1 with a linear range of 0.0048-2.81μg/mL.



Immobilized Human FCGR2B (Catalog:RP00075) at 2μg/mL (100 μL/well) can bind FCGR2B Rabbit pAb (Catalog: A12553) with a linear range of 0.3-77.48ng/mL.