

RP00096

Leader in Biomolecular Solutions for Life Science



# Recombinant Human PECAM-1/CD31 Protein

Catalog No.: RP00096

Recombinant

## Sequence Information

Species	Gene ID	Swiss Prot
HEK293 cells	5175	P16284

### Tags

C-His

### Synonyms

C85791; Cd31; PECAM-1;  
Pecam;PECAM1;CD31; PECA1; GPIIA';  
endoCAM;  
CD31/EndoCAM;CD31/EndoCAM;PECA  
1;PECAM-1;endoCAM;GPIIA

## Product Information

Source	Purification
HEK293 cells	> 90% by SDS- PAGE.

### Endotoxin

< 0.1 EU/μg of the protein by LAL  
method.

### Formulation

Lyophilized from a 0.22 μm filtered  
solution of PBS, pH 7.4. Contact us for  
customized product form or  
formulation.

### Reconstitution

Centrifuge the vial before opening.  
Reconstitute to a concentration of  
0.1-0.5 mg/mL in sterile distilled water.  
Avoid vortex or vigorously pipetting  
the protein. For long term storage, it is  
recommended to add a carrier protein  
or stabilizer (e.g. 0.1% BSA, 5% HSA,  
10% FBS or 5% Trehalose), and aliquot  
the reconstituted protein solution to  
minimize free-thaw cycles.

## Background

The protein encoded by this gene is found on the surface of platelets, monocytes, neutrophils, and some types of T-cells, and makes up a large portion of endothelial cell intercellular junctions. The encoded protein is a member of the immunoglobulin superfamily and is likely involved in leukocyte migration, angiogenesis, and integrin activation.

## Basic Information

### Description

Recombinant Human PECAM-1/CD31 Protein is produced by HEK293 cells expression system. The target protein is expressed with sequence (Gln28-Lys601) of human CD31/PECAM1 (Accession #NP\_000433.4) fused with a 6×His tag at the C-terminus.

### Bio-Activity

1. Measured by its binding ability in a functional ELISA. Immobilized Human CD31 at 1 μg/mL (100 μL/well) can bind Human CTNNB1 with a linear range of 9.7 ng/mL-1.5 μg/mL. 2. Measured by the ability of the immobilized protein to support the adhesion of Jurkat human acute T cell leukemia cells. When 8×10<sup>4</sup> cells/well are added to CD31 coated plates (5 μg/mL, 100 μL/well) in the presence of 10 μg/mL PHA, approximately 60-70% will adhere after 30 minutes at 37°C. 3. Measured by its binding ability in a functional ELISA. Immobilized APC anti-human CD31 Antibody at 1 μg/mL (100 μL/well) can bind Human CD31 Protein with a linear range of 4-25.8 ng/mL.

### Storage

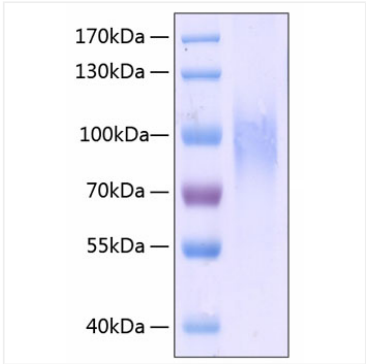
Store at -20°C. Store the lyophilized protein at -20°C to -80 °C up to 1 year from the date of receipt. After reconstitution, the protein solution is stable at -20°C for 3 months, at 2-8°C for up to 1 week.  
Avoid repeated freeze/thaw cycles.

## Contact

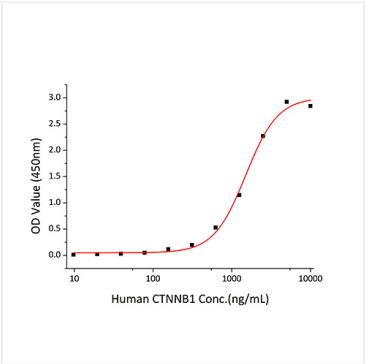


[www.abclonal.com](http://www.abclonal.com)

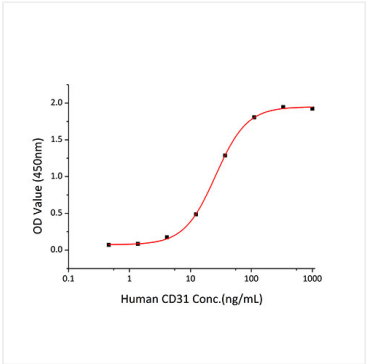
# Validation Data



Recombinant Human PECAM-1/CD31 Protein was determined by SDS-PAGE with Coomassie Blue, showing a band at 85-105 kDa.



Immobilized Human CD31 at 1 µg/mL (100 µL/well) can bind Human CTNNB1 with a linear range of 9.7 ng/ml-1.5µg/mL.



Immobilized APC anti-human CD31 Antibody at 1µg/mL (100 µL/well) can bind Human CD31 Protein with a linear range of 4-25.8 ng/mL.