

RP00130

Leader in Biomolecular Solutions for Life Science



Recombinant Human FGFR-4/CD334 Protein

Catalog No.: RP00130

Recombinant

Sequence Information

| Species | Gene ID | Swiss Prot |
|--------------|---------|------------|
| HEK293 cells | 2264 | P22455 |

Tags

C-hFc&His

Synonyms

CD334; JTK2; TKF;FGFR4;JTK2;TKF

Product Information

| Source | Purification |
|--------------|--------------------|
| HEK293 cells | > 95% by SDS-PAGE. |

Endotoxin

< 0.1 EU/μg of the protein by LAL method.

Formulation

Lyophilized from a 0.22 μm filtered solution of PBS, pH 7.4. Contact us for customized product form or formulation.

Reconstitution

Centrifuge the vial before opening. Reconstitute to a concentration of 0.1-0.5 mg/mL in sterile distilled water. Avoid vortex or vigorously pipetting the protein. For long term storage, it is recommended to add a carrier protein or stabilizer (e.g. 0.1% BSA, 5% HSA, 10% FBS or 5% Trehalose), and aliquot the reconstituted protein solution to minimize free-thaw cycles.

Background

The protein is a member of the family of carcinoembryonic antigen-related cell adhesion molecules (CEACAMs), which are used by several bacterial pathogens to bind and invade host cells. The encoded transmembrane protein directs phagocytosis of several bacterial species that is dependent on the small GTPase Rac. It is thought to serve an important role in controlling human-specific pathogens by the innate immune system. Alternatively spliced transcript variants have been described.

Basic Information

Description

Recombinant Human FGFR-4/CD334 Protein is produced by HEK293 expression system. The target protein is expressed with sequence (Leu22-Asp369) of human FGFR4/FGF Receptor 4 (Accession #NP_998812.1) fused with an Fc, 6×His tag at the C-terminus.

Bio-Activity

1. Measured by its binding ability in a functional ELISA. Immobilized recombinant human FGF2 at 1 μg/mL (100 μL/well) can bind recombinant human FGFR4 with a linear range of 30-125 ng/mL. 2. Measured by its binding ability in a functional ELISA. Immobilized recombinant human FGFR4 at 5 μg/mL (100 μL/well) can bind recombinant human FGF12 with a linear range of 35-100 ng/mL. 3. Measured by its ability to inhibit FGF-acidic dependent proliferation of Balb/c 3T3 mouse fibroblasts. The ED₅₀ for this effect is typically 0.03-0.12 ng/mL.

Storage

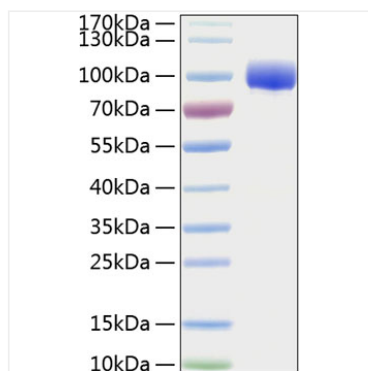
Store at -20°C. Store the lyophilized protein at -20°C to -80 °C up to 1 year from the date of receipt. After reconstitution, the protein solution is stable at -20°C for 3 months, at 2-8°C for up to 1 week. Avoid repeated freeze/thaw cycles.

Contact

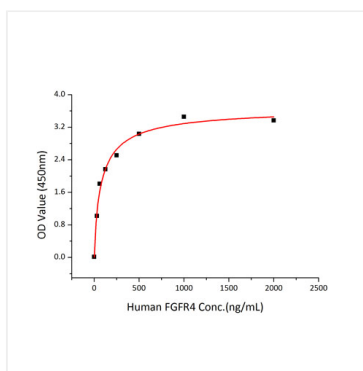


www.abclonal.com

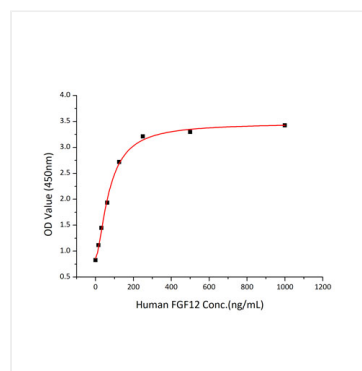
Validation Data



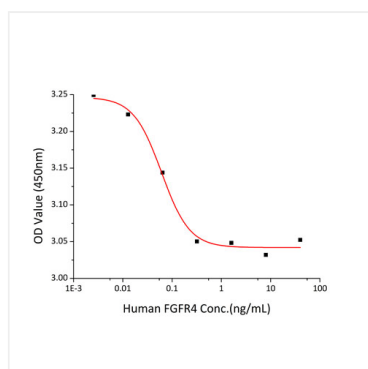
Recombinant Human FGFR-4/CD334 Protein was determined by SDS-PAGE with Coomassie Blue, showing a band at 90-110 kDa.



Immobilized recombinant human FGF2 at 1 µg/mL (100 µL/well) can bind recombinant human FGFR4 with a linear range of 30-125 ng/mL.



Immobilized recombinant human FGFR4 at 5µg/mL (100 µL/well) can bind recombinant human FGF12 with a linear range of 35-100ng/mL.



Recombinant Human FGFR4 inhibits FGF-acidic dependent proliferation of Balb/c 3T3 mouse fibroblasts. The ED₅₀ for this effect is typically 0.03-0.12 ng/mL.