

RP00137

Leader in Biomolecular Solutions for Life Science



Recombinant Human Neuropilin-1/NRP1/VEGF165R/CD304 Protein

Catalog No.: RP00137 **Recombinant**

Sequence Information

Species	Gene ID	Swiss Prot
HEK293 cells	8829	O14786

Tags

C-His

Synonyms

BDCA4;CD304;NP1;NRP;VEGF165R;Neuropilin-1;NRP1

Product Information

Source	Purification
	> 97% by SDS-PAGE.

Endotoxin

< 0.1 EU/μg of the protein by LAL method.

Formulation

Lyophilized from a 0.22 μm filtered solution of PBS, pH 7.4. Contact us for customized product form or formulation.

Reconstitution

Centrifuge the vial before opening. Reconstitute to a concentration of 0.1-0.5 mg/mL in sterile distilled water. Avoid vortex or vigorously pipetting the protein. For long term storage, it is recommended to add a carrier protein or stabilizer (e.g. 0.1% BSA, 5% HSA, 10% FBS or 5% Trehalose), and aliquot the reconstituted protein solution to minimize free-thaw cycles.

Background

Neuropilins contain a large N-terminal extracellular domain, made up of complement-binding, coagulation factor V/VIII, and meprin domains. These proteins also contain a short membrane-spanning domain and a small cytoplasmic domain. Neuropilins bind many ligands and various types of co-receptors; they affect cell survival, migration, and attraction. Some of the ligands and co-receptors bound by neuropilins are vascular endothelial growth factor (VEGF) and semaphorin family members.

Basic Information

Description

Recombinant Human Neuropilin-1/NRP1/VEGF165R/CD304 Protein is produced by HEK293 expression system. The target protein is expressed with sequence (Phe22-Lys644) of human Neuropilin-1/NRP1 (Accession #NP_001019799) fused with a 6×His tag at the C-terminus.

Bio-Activity

Measured by its binding ability in a functional ELISA. Immobilized Human NRP1 Protein at 2 μg/mL (100 μL/well) can bind NRP1 Rabbit pAb with a linear range of 1.9-98.96 ng/mL. 2. Measured by its binding ability in a functional ELISA. Immobilized human VEGF165 at 1 μg/mL (25 μL/well) can bind Human CD304 with a linear range of 0.46-15.8 ng/mL.

Storage

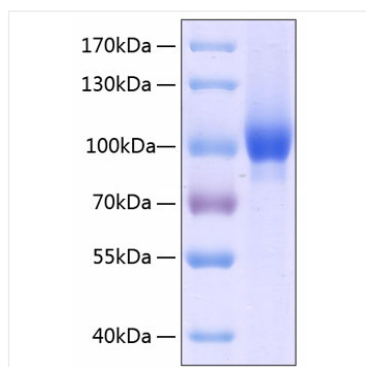
Store at -20°C. Store the lyophilized protein at -20°C to -80 °C up to 1 year from the date of receipt. After reconstitution, the protein solution is stable at -20°C for 3 months, at 2-8°C for up to 1 week. Avoid repeated freeze/thaw cycles.

Contact

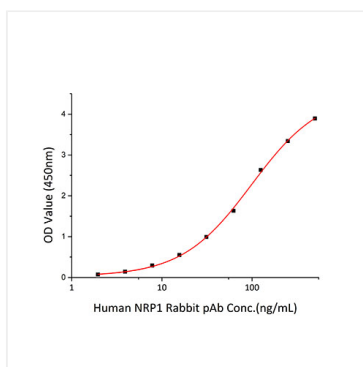


www.abclonal.com

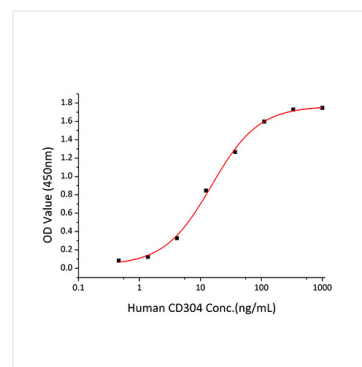
Validation Data



Recombinant Human Neuropilin-1/NRP1/VEGF165R/CD304 Protein was determined by SDS-PAGE with Coomassie Blue, showing a band at 90-120 kDa.



Immobilized recombinant Human NRP1 Protein at 2 μ g/mL (100 μ L/well) can bind NRP1 Rabbit pAb with a linear range of 1.9-98.96 ng/mL.



Immobilized human VEGF165 at 1 μ g/mL (25 μ L/well) can bind Human CD304 with a linear range of 0.46-15.8 ng/mL.