

RP00594

Leader in Biomolecular Solutions for Life Science



Recombinant Human CD5 Protein

Catalog No.: RP00594 **Recombinant**

Sequence Information

Species	Gene ID	Swiss Prot
HEK293 cells	921	P06127

Tags

C-hFc&Avi

Synonyms

CD5 molecule; CD5; LEU1; T1; CD5 antigen

Product Information

Source

HEK293 cells

Purification

> 95% by SDS-PAGE ; > 95% by HPLC

Endotoxin

< 1 EU/μg of the protein by LAL method

Formulation

Lyophilized from 0.22 μm filtered solution in PBS (pH 7.4). Normally 8% trehalose is added as protectant before lyophilization.

Reconstitution

Centrifuge the vial before opening. Reconstitute to a concentration of 0.1-0.5 mg/mL in sterile distilled water. Avoid vortex or vigorously pipetting the protein. For long term storage, it is recommended to add a carrier protein or stabilizer (e.g. 0.1% BSA, 5% HSA, 10% FBS or 5% Trehalose), and aliquot the reconstituted protein solution to minimize free-thaw cycles.

Background

CD5: a type I transmembrane protein found on T cells, thymocytes, and some B cells that is a ligand for CD72 and is involved in cellular activation or adhesion; expressed in B-cell chronic lymphocytic leukemia and T-cell lymphoma.

Basic Information

Description

Recombinant Human CD5 Protein is produced by HEK293 cells expression system. The target protein is expressed with sequence (Arg25-Asn371) of Human CD5 (Accession #P06127) fused with a C-hFc&Avi tag at the C-terminus.

Bio-Activity

Storage

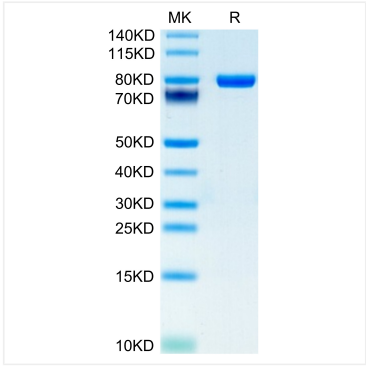
Store at -20°C. Store the lyophilized protein at -20°C to -80 °C up to 1 year from the date of receipt. After reconstitution, the protein solution is stable at -20°C for 3 months, at 2-8°C for up to 1 week. Avoid repeated freeze/thaw cycles.

Contact

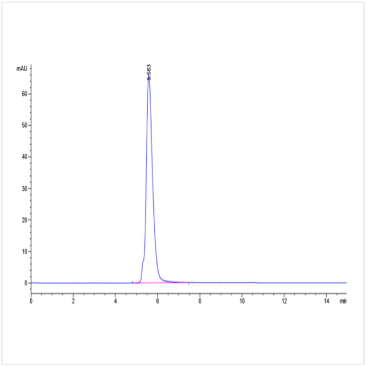


www.abclonal.com

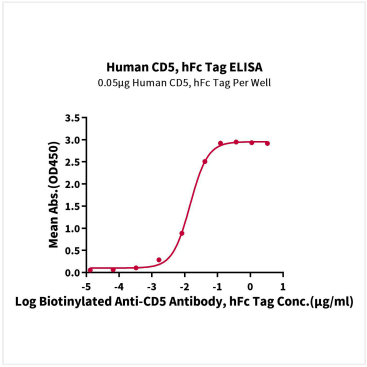
Validation Data



Human CD5 on Tris-Bis PAGE under reduced condition. The purity is greater than 95%.



The purity of Human CD5 is greater than 95% as determined by SEC-HPLC.



Immobilized Human CD5 at 0.5 µg/mL (100 µL/Well) on the plate. Dose response curve for Biotinylated Anti-CD5 Antibody, hFc Tag with the EC₅₀ 14.6ng/mL determined by ELISA.