

RP00772

Leader in Biomolecular Solutions for Life Science



Recombinant Mouse IL-27/IL-27A&IL-27B Protein

Catalog No.: RP00772

Recombinant

Sequence Information

Species	Gene ID	Swiss Prot
HEK293 cells	246779&504035228&Q898	K3I6

Tags

C-6×His

Synonyms

Interleukin-27 subunit alpha;IL27-A;p28;IL27;IL27a;Interleukin-27 subunit beta;Ebi3;IL-27 subunitbeta;IL-27B;IL27b

Product Information

Source	Purification
HEK293 cells	≥ 95 % as determined by SDS-PAGE.

Endotoxin

< 0.1 EU/μg of the protein by LAL method.


Formulation

Lyophilized from a 0.2 μm filtered solution of PBS,pH7.4.Contact us for customized product form or formulation.

Reconstitution

Centrifuge the tube before opening. Reconstitute to a concentration of 0.1-0.5 mg/mL in sterile distilled water. Avoid vortex or vigorously pipetting the protein. For long term storage, it is recommended to add a carrier protein or stablizer (e.g. 0.1% BSA, 5% HSA, 10% FBS or 5% Trehalose), and aliquot the reconstituted protein solution to minimize free-thaw cycles.

Contact

 www.abclonal.com

Background

IL-27 is a heterodimeric cytokine which belongs to the IL-6/IL-12 family of long type I cytokines. It is expressed on monocytes, endothelial cells and dendritic cells. IL-27 is an early product of activated antigen-presenting cells and drives rapid clonal expansion of naive CD4(+) T cells and plays a role in the early regulation of Th1 cells initiation which drives efficient adaptive immune response. IL-27 has an antiproliferative activity on melanomas through WSX-1/STAT1 signaling. Thus, IL-27 protein may be an attractive candidate as an antitumor agent applicable to cancer immunotherapy. IL-27 reveals to be a potent inhibitor of TH17 cell development and of IL-17 production. Indeed IL27 alone is also able to inhibit the production of IL17 by CD4 and CD8 T-cells. IL-27 has also an effect on cytokine production. It suppresses proinflammatory cytokine production such as IL2, IL4, IL5 and IL6 and activates suppressors of cytokine signaling such as SOCS1 and SOCS3. Apart from suppression of cytokine production, IL-27 also antagonizes the effects of some cytokines such as IL6 through direct effects on T-cells. Another important role of IL-27 is its antitumor activity as well as its antiangiogenic activity with activation of production of antiangiogenic chemokines such as IP-10 and MIG.

Basic Information

Description

Recombinant Mouse IL-27 Protein is produced by Human cells expression system. The target protein is expressed with sequence (Tyr19-Pro228&Phe29-Ser234) of mouse IL-27 (Accession #O35228&Q8K3I6) fused with a 6×His tag at the C-terminus.

Bio-Activity


Measured in a cell proliferation assay using TF-1 Human erythroleukemic cells. The ED₅₀ for this effect is 0.24-0.94 ng/mL, corresponding to a specific activity of 1.06×10⁶~4.17×10⁶ units/mg.

Storage

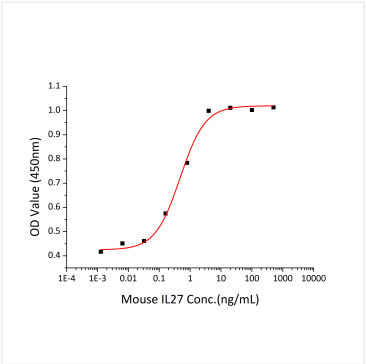
Store at -20°C. Store the lyophilized protein at -20°C to -80 °C up to 1 year from the date of receipt. After reconstitution, the protein solution is stable at -20°C for 3 months, at 2-8°C for up to 1 week. Avoid repeated freeze/thaw cycles.

* For your safety and health, please wear a lab coat and disposable gloves when handling.

Validation Data



Recombinant Mouse IL-27/IL-27A&IL-27B Protein was determined by SDS-PAGE under reducing conditions with Coomassie Blue.



Recombinant Mouse IL-27/IL-27A&IL-27B Protein promote the proliferation of TF-1 Human erythroleukemic cells. The ED₅₀ for this effect is 0.24-0.94 ng/mL, corresponding to a specific activity of 1.06×10⁶~4.17×10⁶ units/mg.