

RP00975

Leader in Biomolecular Solutions for Life Science



Recombinant Human DAF/CD55 Protein

Catalog No.: RP00975

Recombinant

Sequence Information

Species	Gene ID	Swiss Prot
HEK293 cells	1604	P08174

Tags

C-His

Synonyms

CD55;CR;CROM;DAF;TC; CROM; DAF; TC

Product Information

Source	Purification
HEK293 cells	> 95% by SDS-PAGE.

Endotoxin

< 0.1 EU/μg of the protein by LAL method.

Formulation

Lyophilized from a 0.22 μm filtered solution of PBS, pH 7.4. Contact us for customized product form or formulation.

Reconstitution

Centrifuge the vial before opening. Reconstitute to a concentration of 0.1-0.5 mg/mL in sterile distilled water. Avoid vortex or vigorously pipetting the protein. For long term storage, it is recommended to add a carrier protein or stabilizer (e.g. 0.1% BSA, 5% HSA, 10% FBS or 5% Trehalose), and aliquot the reconstituted protein solution to minimize free-thaw cycles.

Background

This protein is a glycoprotein involved in the regulation of the complement cascade. Binding of the encoded protein to complement proteins accelerates their decay, thereby disrupting the cascade and preventing damage to host cells. Antigens present on this protein constitute the Cromer blood group system (CROM).

Basic Information

Description

Recombinant Human CD55/DAF Protein is produced by HEK293 expression system. The target protein is expressed with sequence (Asp35-Ser353) of human CD55/DAF (Accession #NP_000565.1) fused with a 6×His tag at the C-terminus.

Bio-Activity

1. Measured by its binding ability in a functional ELISA. Immobilized Human DAF/CD55 at 0.5 μg/mL (100 μL/well) can bind Human CD97 with a linear range of 0.3-23.8 ng/mL. 2. Measured by its binding ability in a functional ELISA. Immobilized APC anti-human CD55 Antibody at 1 μg/mL (25 μL/well) can bind Recombinant Human CD55 with a linear range of 0.5-3.2 ng/mL.

Storage

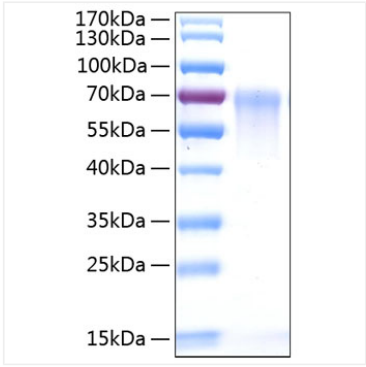
Store at -20°C. Store the lyophilized protein at -20°C to -80 °C up to 1 year from the date of receipt. After reconstitution, the protein solution is stable at -20°C for 3 months, at 2-8°C for up to 1 week. Avoid repeated freeze/thaw cycles.

Contact

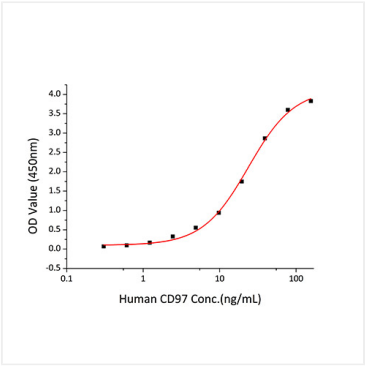


www.abclonal.com

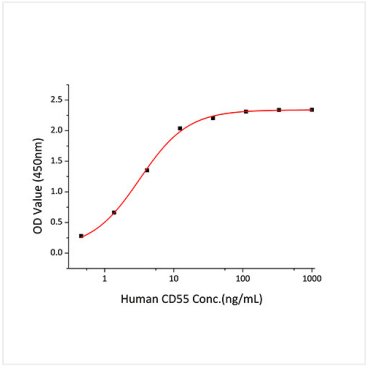
Validation Data



Recombinant Human DAF/CD55 Protein was determined by SDS-PAGE with Coomassie Blue, showing a band at 55-70 kDa.



Immobilized Human DAF/CD55 at 0.5µg/mL (100 µL/well) can bind Human CD97 with a linear range of 0.3-23.8ng/mL.



Immobilized APC anti-human CD55 Antibody at 1 µg/mL (25 µL/well) can bind Recombinant Human CD55 with a linear range of 0.5-3.2 ng/mL.