

RP01074

Leader in Biomolecular Solutions for Life Science



Recombinant Mouse TNFRSF1A/TNF-R1/CD120a Protein

Catalog No.: RP01074 **Recombinant**

Sequence Information

Species	Gene ID	Swiss Prot
HEK293 cells	21937	P25118

Tags

C-His

Synonyms

CD120a;FPF;p55;p55-R;TNF-alphaR1;TNF-R;TNF-R-I;TNF-R1;TNF-R55;TNFalpha-R1;TNFAR;Tnfr-2;Tnfr1;TNFR60;TNFRI;TNFRp55;TNFRSF1A;CD120a;FPF;p55;p55-R;TNF-alphaR1;TNF-R;TNF-R-I;TNF-R1;TNF-R55;TNFalpha-R1;TNFAR;Tnfr-2;Tnfr1;TNFR60;TNFRI;TNFRp55;TNFRSF1A

Product Information

Source	Purification
HEK293 cells	> 95% by SDS-PAGE.

Endotoxin

< 0.1 EU/μg of the protein by LAL method.

Formulation

Lyophilized from a 0.22 μm filtered solution of PBS, pH 7.4. Contact us for customized product form or formulation.

Reconstitution

Centrifuge the vial before opening. Reconstitute to a concentration of 0.1-0.5 mg/mL in sterile distilled water. Avoid vortex or vigorously pipetting the protein. For long term storage, it is recommended to add a carrier protein or stabilizer (e.g. 0.1% BSA, 5% HSA, 10% FBS or 5% Trehalose), and aliquot the reconstituted protein solution to minimize free-thaw cycles.

Background

Basic Information

Description

Recombinant Mouse TNFRSF1A/TNF-R1/CD120a Protein is produced by HEK293 cells expression system. The target protein is expressed with sequence (Met1-Ala212) of mouse TNFR1/CD120a/TNFRSF1A (Accession #NP_035739.2) fused with a 6×His tag at the C-terminus.


Bio-Activity

Measured by its binding ability in a functional ELISA. Immobilized Recombinant Mouse TNFR1 at 2 μg/mL (100 μL/well) can bind Recombinant Mouse TNF-alpha with a linear range of 0.096-4.5 ng/mL.

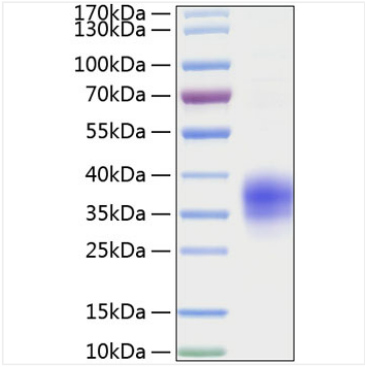
Storage

Store at -20°C. Store the lyophilized protein at -20°C to -80 °C up to 1 year from the date of receipt. After reconstitution, the protein solution is stable at -20°C for 3 months, at 2-8°C for up to 1 week. Avoid repeated freeze/thaw cycles.

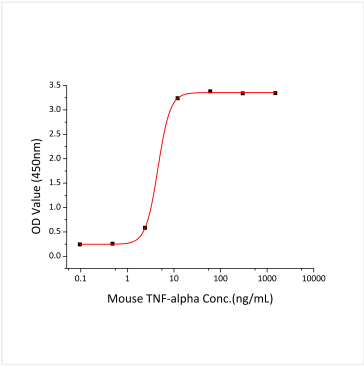
Contact

 www.abclonal.com

Validation Data



Recombinant Mouse TNFRSF1A/TNFR1/CD120a Protein was determined by SDS-PAGE with Coomassie Blue, showing a band at 35-38 kDa.



Immobilized Recombinant Mouse TNFR1 at 2µg/mL (100µL/well) can bind Recombinant Mouse TNF-alpha with a linear range of 0.096-4.5 ng/mL.