

RP01151

Leader in Biomolecular Solutions for Life Science



Recombinant Human FGFR-1/FLT-2/CD331 Protein

Catalog No.: RP01151

Recombinant

Sequence Information

Species	Gene ID	Swiss Prot
HEK293 cells	2260	P11362-1

Tags

C-hFc&His

Synonyms

FGFR1;BFGFR;CD331;CEK;ECCL;FGFBR;FGFR-1;FLG;FLT-2;FLT2;HBGFR;HH2;HRT FDS;KAL2;N-SAM;OGD;bFGF-R-1

Product Information

Source	Purification
HEK293 cells	> 95% by SDS-PAGE.

Endotoxin

< 0.1 EU/μg of the protein by LAL method.

Formulation

Lyophilized from a 0.22 μm filtered solution of PBS, pH 7.4. Contact us for customized product form or formulation.

Reconstitution

Centrifuge the vial before opening. Reconstitute to a concentration of 0.1-0.5 mg/mL in sterile distilled water. Avoid vortex or vigorously pipetting the protein. For long term storage, it is recommended to add a carrier protein or stabilizer (e.g. 0.1% BSA, 5% HSA, 10% FBS or 5% Trehalose), and aliquot the reconstituted protein solution to minimize free-thaw cycles.

Background

Basic Information

Description

Recombinant Human FGFR-1/FLT-2/CD331 Protein is produced by HEK293 cells expression system. The target protein is expressed with sequence (Arg22-Glu376) of human FGF R1/CD331 (Accession #NP_075598.2) fused with an Fc, 6×His tag at the C-terminus.

Bio-Activity

1. Measured by its binding ability in a functional ELISA. Immobilized Recombinant Human FGF1 at 10 μg/mL (100 μL/well) can bind Recombinant Human FGFR1 with a linear range of 1.1-3.4 μg/mL. 2. Measured by its ability to inhibit FGF-acidic dependent proliferation of Balb/c 3T3 mouse fibroblasts. The ED₅₀ for this effect is typically 0.605-2.42 ng/mL.

Storage

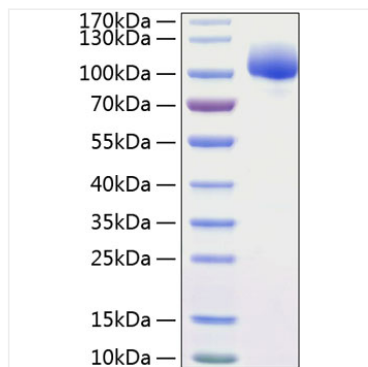
Store at -20°C. Store the lyophilized protein at -20°C to -80 °C up to 1 year from the date of receipt. After reconstitution, the protein solution is stable at -20°C for 3 months, at 2-8°C for up to 1 week. Avoid repeated freeze/thaw cycles.

Contact

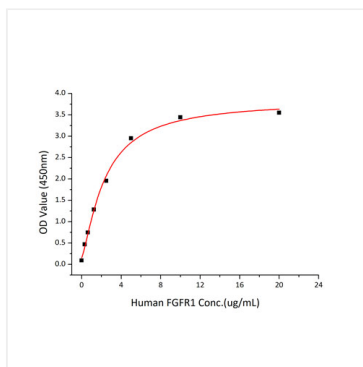


www.abclonal.com

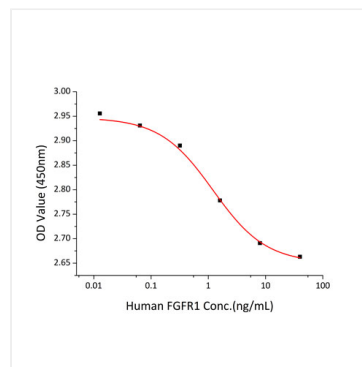
Validation Data



Recombinant Human FLT-2/FGFR-1/CD331 Protein was determined by SDS-PAGE with Coomassie Blue, showing a band at 100-110 kDa..



Immobilized Recombinant Human FGFR1 at 10ug/mL (100 μ L/well) can bind Recombinant Human FGFR1 with a linear range of 1.1-3.4 μ g/mL.



Recombinant Human FGFR1 inhibits FGF-acidic dependent proliferation of Balb/c 3T3 mouse fibroblasts. The ED₅₀ for this effect is typically 0.605-2.42 ng/mL.