

RP01183

Leader in Biomolecular Solutions for Life Science



# Recombinant Human MERTK Protein

Catalog No.: RP01183

Recombinant

## Sequence Information

Species	Gene ID	Swiss Prot
HEK293 cells	10461	Q12866

### Tags

C-hFc&His

### Synonyms

MER; RP38; Tyro12; c-Eyk; c-mer; MERTK; RP38; Tyro12; c-Eyk; c-mer

## Product Information

Source	Purification
HEK293 cells	> 97% by SDS-PAGE.

### Endotoxin

< 1.0 EU/μg of the protein by LAL method.

### Formulation

Lyophilized from a 0.22 μm filtered solution of PBS, pH 7.4. Contact us for customized product form or formulation.

### Reconstitution

Centrifuge the vial before opening. Reconstitute to a concentration of 0.1-0.5 mg/mL in sterile distilled water. Avoid vortex or vigorously pipetting the protein. For long term storage, it is recommended to add a carrier protein or stabilizer (e.g. 0.1% BSA, 5% HSA, 10% FBS or 5% Trehalose), and aliquot the reconstituted protein solution to minimize free-thaw cycles.

## Background

### Basic Information

#### Description

Recombinant Human MERTK Protein is produced by HEK293 cells expression system. The target protein is expressed with sequence (Arg26-Ala499) of human Mer/MERTK (Accession #NP\_006334.2) fused with a Fc, 6×His tag at the C-terminus.

#### Bio-Activity

1. Measured by its binding ability in a functional ELISA. Immobilized Human MERTK at 1 μg/mL (100 μL/well) can bind MERTK Rabbit mAb with a linear range of 0.2-3 ng/mL. 2. Measured by its binding ability in a functional ELISA. Immobilized Human Gas6 at 2 μg/mL (100 μL/well) can bind Human MERTK with a linear range of 1-210 ng/mL.

#### Storage

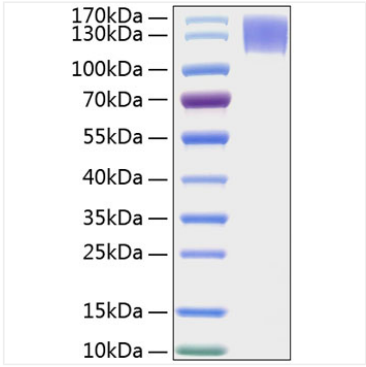
Store at -20°C. Store the lyophilized protein at -20°C to -80 °C up to 1 year from the date of receipt. After reconstitution, the protein solution is stable at -20°C for 3 months, at 2-8°C for up to 1 week. Avoid repeated freeze/thaw cycles.

## Contact

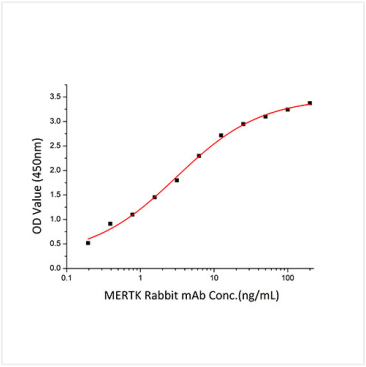


[www.abclonal.com](http://www.abclonal.com)

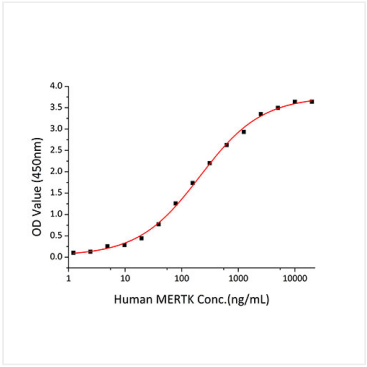
Validation Data



Recombinant Human MERTK Protein was determined by SDS-PAGE with Coomassie Blue, showing a band at 120-140 kDa.



Immobilized Human MERTK at 1µg/mL (100 µL/well) can bind MERTK Rabbit mAb with a linear range of 0.2-3ng/mL.



Immobilized Human Gas6 at 2 µg/mL (100 µL/well) can bind Human MERTK with a linear range of 1-210 ng/mL.