

RP01188

Leader in Biomolecular Solutions for Life Science



Recombinant Human VEGFR-1/FLT-1 Protein

Catalog No.: RP01188

Recombinant

Sequence Information

Species	Gene ID	Swiss Prot
HEK293 cells	2321	P17948

Tags

C-His

Synonyms

FLT;FLT-1;VEGFR-1;VEGFR1;FLT1

Product Information

Source	Purification
HEK293 cells	> 95% by SDS-PAGE.

Endotoxin

< 0.1 EU/μg of the protein by LAL method.

Formulation

Lyophilized from a 0.22 μm filtered solution of PBS, pH 7.4. Contact us for customized product form or formulation.

Reconstitution

Centrifuge the vial before opening. Reconstitute to a concentration of 0.1-0.5 mg/mL in sterile distilled water. Avoid vortex or vigorously pipetting the protein. For long term storage, it is recommended to add a carrier protein or stabilizer (e.g. 0.1% BSA, 5% HSA, 10% FBS or 5% Trehalose), and aliquot the reconstituted protein solution to minimize free-thaw cycles.

Background

Basic Information

Description

Recombinant Human VEGFR-1/FLT-1 Protein is produced by HEK293 cells expression system. The target protein is expressed with sequence (Met1-Asn756) of human VEGFR1/Flt-1 (Accession #NP_002010.1) fused with a 8×His tag at the C-terminus.

Bio-Activity

1. Measured by its binding ability in a functional ELISA. Immobilized Recombinant Human VEGFR1 at 500 ng/mL (100 μL/well) can bind Recombinant Mouse PLGF with a linear range of 12-49 ng/mL. 2. Measured by its ability to inhibit the VEGF-dependent proliferation of HUVEC human umbilical vein endothelial cells. Conn, G. et al. (1990) Proc. Natl. Acad. Sci. USA 87:1323. The ED₅₀ for this effect is 0.039-0.154 ng/mL.

Storage


Store at -20°C. Store the lyophilized protein at -20°C to -80 °C up to 1 year from the date of receipt. After reconstitution, the protein solution is stable at -20°C for 3 months, at 2-8°C for up to 1 week. Avoid repeated freeze/thaw cycles.

Contact

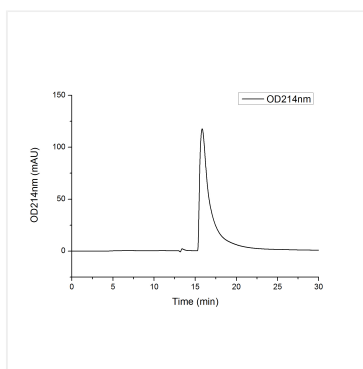


www.abclonal.com

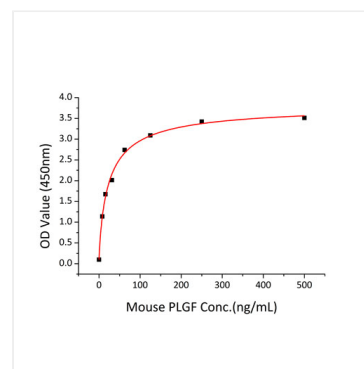
Validation Data



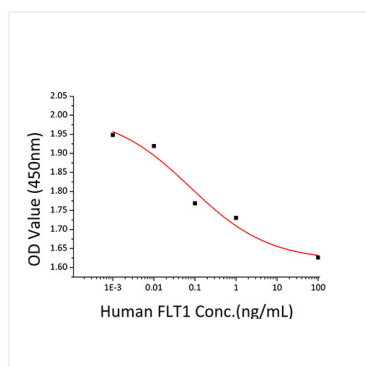
Recombinant Human FLT-1/VEGFR-1 Protein was determined by SDS-PAGE with Coomassie Blue, showing a band at 120-130 kDa.



The purity of human VEGFR1/Flt-1 Protein (Cat.RP01188) was greater than 95% as determined by SEC-HPLC.



Immobilized Recombinant Human VEGFR1 at 500ng/mL (100 μ L/well) can bind Recombinant Mouse PLGF with a linear range of 12-49 ng/mL.



Recombinant Human FLT1 inhibit the VEGF-dependent proliferation of HUVEC human umbilical vein endothelial cells. The ED₅₀ for this effect is 0.039-0.154 ng/mL.