

RP01242

Leader in Biomolecular Solutions for Life Science



Recombinant Human FGF-1/aFGF Protein

Catalog No.: RP01242

Recombinant

1 Publications

Sequence Information

Species	Gene ID	Swiss Prot
<I>E. coli</I>	2246	P05230-1

Tags

C-His

Synonyms

AFGF; ECGF; ECGF-beta; ECGFA; ECGFB; FGF-1; FGF-alpha; FGFA; GLIO703; HBGF-1; HBGF1;FGF1;ECGF;ECGF-beta;ECGFA;ECGFB;FGF-1;FGF-alpha;FGFA;GLIO703;HBGF-1;HBGF1

Product Information

Source

<I>E. coli</I>

Purification

> 95% by SDS-PAGE.

Endotoxin

< 1.0 EU/μg of the protein by LAL method.

Formulation

Lyophilized from a 0.22 μm filtered solution of 50mM MOPS,100mM Na2SO4,10mM EDTA, pH7.9Contact us for customized product form or formulation.

Reconstitution

Centrifuge the vial before opening. Reconstitute to a concentration of 0.1-0.5 mg/mL in sterile distilled water. Avoid vortex or vigorously pipetting the protein. For long term storage, it is recommended to add a carrier protein or stabilizer (e.g. 0.1% BSA, 5% HSA, 10% FBS or 5% Trehalose), and aliquot the reconstituted protein solution to minimize free-thaw cycles.

Background

Basic Information

Description

Recombinant Human FGF-1/aFGF Protein is produced by <I>E. coli</I> expression system. The target protein is expressed with sequence (Phe16-Asp155) of human FGF acidic/FGF1 (Accession #NP_000791.1) fused with a 6×His tag at the C-terminus.

Bio-Activity

1.Measured by its binding ability in a functional ELISA. Immobilized Recombinant Human FGF1 at 5 μg/mL (100 μL/well) can bind Recombinant Human FGFR3 with a linear range of 0.5-1.5 μg/mL.2.Measured in a cell proliferation assay using BALB/c 3T3 mouse embryonic fibroblasts. The ED₅₀ for this effect is typically 22-140 pg/mL.

Storage


Store at -20°C.Store the lyophilized protein at -20°C to -80 °C up to 1 year from the date of receipt. After reconstitution, the protein solution is stable at -20°C for 3 months, at 2-8°C for up to 1 week. Avoid repeated freeze/thaw cycles.

Contact

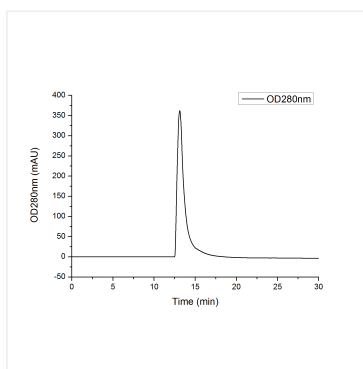


www.abclonal.com

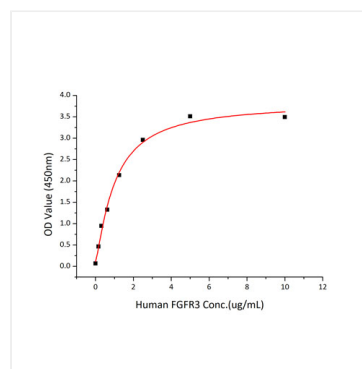
Validation Data



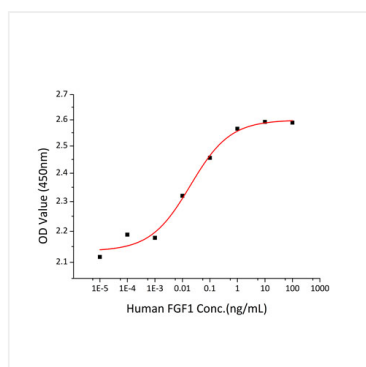
Recombinant Human FGF-1/aFGF Protein was determined by SDS-PAGE under reducing conditions with Coomassie Blue.



The purity of human FGF acidic/FGF1 Protein (Cat.RP01242) was greater than 95% as determined by SEC-HPLC.



Immobilized Recombinant Human FGF1 at 5µg/mL (100 µL/well) can bind Recombinant Human FGFR3 with a linear range of 0.5-1.5 µg/mL.



Recombinant Human FGF1 promotes the proliferation of BALB/c 3T3 mouse embryonic fibroblasts cells. The ED₅₀ for this effect is typically 22-140 pg/mL.