

RP01260MT

Leader in Biomolecular Solutions for Life Science



Recombinant SARS-CoV-2 Spike S1+S2 ECD(S-ECD) Protein

Catalog No.: RP01260MT

Recombinant

2 Publications

Sequence Information

Species **Gene ID** **Swiss Prot**

HEK293 cells43740568

Tags

C-His&Avi

Synonyms

Envelope;SARS-CoV-2 Spike RBD (N501Y);Spike;Spike ECD;Spike RBD;Spike S1;Spike S2;Spike S2 ECD;S1-RBD protein;NCP-CoV RBD Protein;novel coronavirus RBD Protein;2019-nCoV RBD Protein;S glycoprotein Subunit1 RBD Protein

Product Information

Source

HEK293 cells

Purification

> 97% by SDS-PAGE.

Endotoxin

< 1.0 EU/μg of the protein by LAL method.

Formulation

Lyophilized from a 0.22 μm filtered solution of PBS, pH 7.4 or Supplied as a 0.22 μm filtered solution in PBS, pH 7.4.Contact us for customized product form or formulation.

Reconstitution

Centrifuge the tube before opening. Reconstitute to a concentration of 0.1-0.5 mg/mL in sterile distilled water. Avoid vortex or vigorously pipetting the protein. For long term storage, it is recommended to add a carrier protein or stabilizer (e.g. 0.1% BSA, 5% HSA, 10% FBS or 5% Trehalose), and aliquot the reconstituted protein solution to minimize free-thaw cycles.

Contact

Background

Basic Information

Description

Recombinant SARS-CoV-2(2019-nCoV) S1+S2 ECD (S-ECD) Protein is produced by HEK293 cells expression system. The target protein is expressed with sequence Val16-Glu1188 of SARS-COV-2(2019-nCoV) S1+S2 ECD (S-ECD) (Accession #QHD43416.1) fused with a 6×His tag at the C-terminus.

Bio-Activity

Measured by its binding ability in a functional ELISA. Immobilized Recombinant SARS-CoV-2 Spike S1+S2 ECD at 2 μg/mL (100 μL/well) can bind Recombinant Human ACE2 with a linear range of 0.15-3.03 ng/mL.

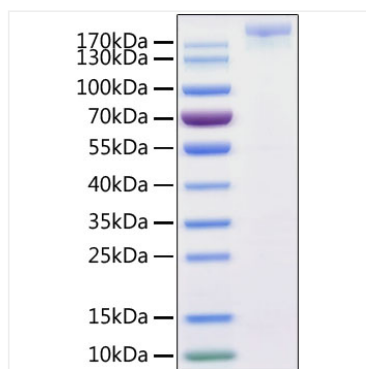
Storage

Store at -20°C.Store the lyophilized protein at -20°C to -80 °C up to 1 year from the date of receipt.
After reconstitution, the protein solution is stable at -20°C for 3 months, at 2-8°C for up to 1 week. Avoid repeated freeze/thaw cycles.

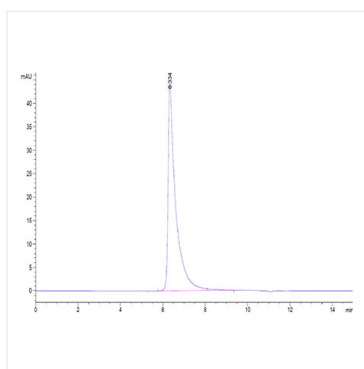


www.abclonal.com

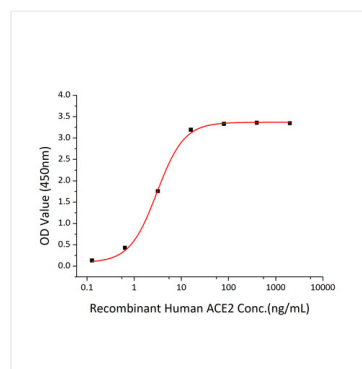
Validation Data



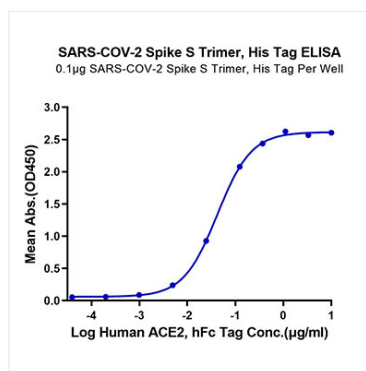
Recombinant SARS-COV-2 S1+S2 ECD (S-ECD) Protein with His tag was determined by SDS-PAGE with Coomassie Blue, showing a band at 170-220 kDa.



The purity of SARS-COV-2 Spike S Trimer is greater than 95% as determined by SEC-HPLC.



Immobilized Recombinant SARS-COV-2 Spike S1+S2 ECD at 2µg/mL (100 µL/well) can bind Recombinant Human ACE2 with a linear range of 0.15-3.03 ng/mL.



Immobilized SARS-COV-2 Spike S Trimer, His Tag at 1µg/mL (100µL/Well). Dose response curve for Human ACE2, hFc Tag with the EC₅₀ of 42.2ng/mL determined by ELISA.