

Anti-ERBB2 / HER2 / CD340 Reference Antibody (trastuzumab deruxtecan)

Catalog Number: M00010-7

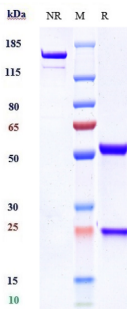
Overview

Product Name	Anti-ERBB2 / HER2 / CD340 Reference Antibody (trastuzumab deruxtecan)
Reactive Species	Human
Description	Boster Bio Anti-ERBB2 / HER2 / CD340 Reference Antibody (trastuzumab deruxtecan) (Catalog # M00010-7). Tested in Flow Cytometry, ELISA, FTA. This antibody reacts with Human. Endotoxin: < 0.030EU/ug,determined by LAL method. Expression system: CHO Cell
Application	ELISA, Flow Cytometry, Functional Assay, Kinetics
Clonality	Monoclonal
Formulation	Purified monoclonal antibody supplied in PBS, pH6.0, without preservative.This antibody is purified through a protein A column.
Storage Instructions	Maintain refrigerated at 2-8°C for up to 2 weeks. For long-term storage, aliquot and store at -20°C to avoid repeated freeze-thaw cycles.
Uniprot ID	P04626

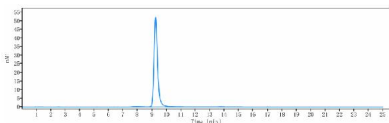
Technical Details

Isotype	IgG1
Form	Liquid
Concentration	1mg/ml

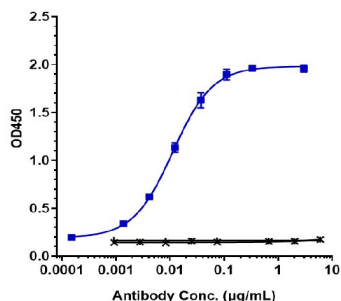
Anti-ERBB2 / HER2 / CD340 Reference Antibody (trastuzumab deruxtecan) (M00010-7) Images



Anti-ERBB2/HER2/CD340 Reference Antibody (trastuzumab deruxtecan) on SDS-PAGE under reducing (R) condition. The gel was stained with Coomassie Blue. The purity of the protein is greater than 90%



The purity of Anti-ERBB2/HER2/CD340 Reference Antibody (trastuzumab deruxtecan) is more than 93.54%



Immobilized human HER2(23 652) His at 2 μg/mL can bind Anti-ERBB2/HER2/CD340 Reference Antibody (trastuzumab deruxtecan)

Submit a product review to Biocompare.com

Submit a review of this product to Biocompare.com to receive a \$20 Amazon.com giftcard! Your reviews help your fellow scientists make the right decisions. Thank you for your contribution.



Anti-ERBB2 / HER2 / CD340 Reference Antibody (trastuzumab deruxtecan)