

Anti-ERBB2 / HER2 / CD340 Reference Antibody (pertuzumab)

Catalog Number: M00010-8

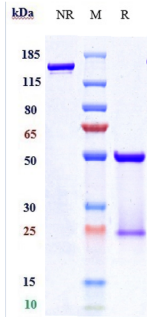
Overview

Product Name	Anti-ERBB2 / HER2 / CD340 Reference Antibody (pertuzumab)
Reactive Species	Human, Mouse, Rat
Description	Boster Bio Anti-ERBB2 / HER2 / CD340 Reference Antibody (pertuzumab) (Catalog # M00010-8). Tested in Flow Cytometry, ELISA, FTA. This antibody reacts with Rat, Human, Mouse. Endotoxin: < 0.031EU/ug,determined by LAL method. Expression system: CHO Cell
Application	ELISA, Flow Cytometry, Functional Assay, Kinetics
Clonality	Monoclonal
Formulation	Purified monoclonal antibody supplied in PBS, pH6.0, without preservative.This antibody is purified through a protein A column.
Storage Instructions	Maintain refrigerated at 2-8°C for up to 2 weeks. For long-term storage, aliquot and store at -20°C to avoid repeated freeze-thaw cycles.
Uniprot ID	P04626

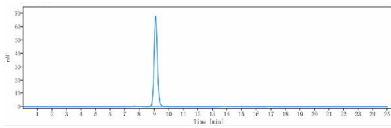
Technical Details

Isotype	IgG1
Form	Liquid
Concentration	1mg/ml

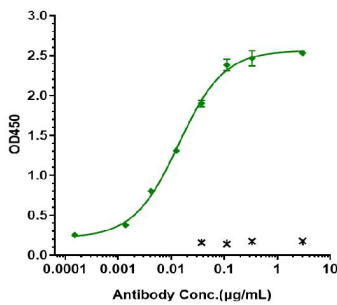
Anti-ERBB2 / HER2 / CD340 Reference Antibody (pertuzumab) (M00010-8) Images



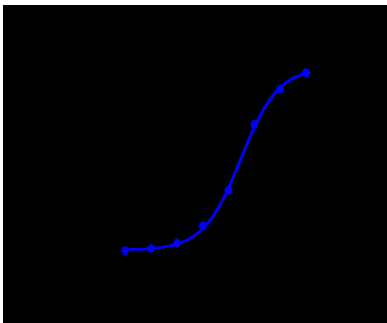
Anti-ERBB2/HER2/CD340 Reference Antibody (pertuzumab) on SDS-PAGE under reducing (R) condition. The gel was stained with Coomassie Blue. The purity of the protein is greater than 95%



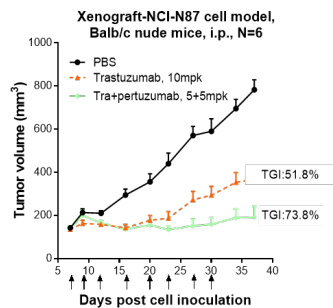
The purity of Anti-ERBB2/HER2/CD340 Reference Antibody (pertuzumab) is more than 99.02%



Immobilized human HER2(23 652) His at 2 μg/mL can bind Anti-ERBB2/HER2/CD340 Reference Antibody (pertuzumab)



BT474 cells were stained with Anti-ERBB2/HER2/CD340 Reference Antibody (pertuzumab) and negative control protein respectively



Pertuzumab+trastuzumab inhibited the tumor growth of NCI-N87 on Balb/c nude mice. The result showed significant anti-tumor effects

Submit a review of this product to Biocompare.com to receive a \$20 Amazon.com giftcard! Your reviews help your fellow scientists make the right decisions. Thank you for your contribution.



Anti-ERBB2 / HER2 / CD340 Reference Antibody (pertuzumab)