

## Anti-CDH1 / E-cadherin / CD324 Reference Antibody (Stem Centrx patent anti-Cadherin-1)

Catalog Number: M00063-6

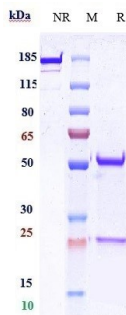
### Overview

Product Name	Anti-CDH1 / E-cadherin / CD324 Reference Antibody (Stem Centrx patent anti-Cadherin-1)
Reactive Species	Human, Mouse
Description	Boster Bio Anti-CDH1 / E-cadherin / CD324 Reference Antibody (Stem Centrx patent anti-Cadherin-1) (Catalog # M00063-6). Tested in Flow Cytometry, ELISA, FTA. This antibody reacts with Human, Mouse. Endotoxin: < 0.097EU/ug,determined by LAL method. Expression system: CHO Cell
Application	ELISA, Flow Cytometry, Functional Assay, Kinetics
Clonality	Monoclonal
Formulation	Purified monoclonal antibody supplied in PBS, pH6.0, without preservative.This antibody is purified through a protein A column.
Storage Instructions	Maintain refrigerated at 2-8°C for up to 2 weeks. For long-term storage, aliquot and store at -20°C to avoid repeated freeze-thaw cycles.
Uniprot ID	P12830

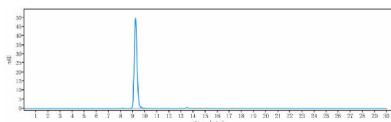
### Technical Details

Isotype	IgG1
Form	Liquid
Concentration	1mg/ml

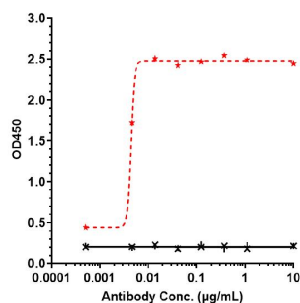
## Anti-CDH1 / E-cadherin / CD324 Reference Antibody (Stem Centrx patent anti-Cadherin-1) (M00063-6) Images



Anti-CDH1/E-cadherin/CD324 Reference Antibody (Stem Centrx patent anti-Cadherin-1) on SDS-PAGE under reducing (R) condition. The gel was stained with Coomassie Blue. The purity of the protein is greater than 95%



The purity of Anti-CDH1/E-cadherin/CD324 Reference Antibody (Stem Centrx patent anti-Cadherin-1) is more than 95%



Immobilized human CDH1 His at 2 µg/mL can bind Anti-CDH1/E-cadherin/CD324 Reference Antibody (Stem Centrx patent anti-Cadherin-1)

### Submit a product review to Biocompare.com

Submit a review of this product to Biocompare.com to receive a \$20 Amazon.com giftcard! Your reviews help your fellow scientists make the right decisions. Thank you for your contribution.



Anti-CDH1 / E-cadherin / CD324 Reference Antibody (Stem Centrx patent anti-Cadherin-1)