

## Anti-Amyloid Beta Reference Antibody (lecanemab)

Catalog Number: M00081-4

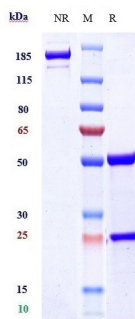
### Overview

Product Name	Anti-Amyloid Beta Reference Antibody (lecanemab)
Reactive Species	Human
Description	Boster Bio Anti-Amyloid Beta Reference Antibody (lecanemab) (Catalog # M00081-4). Tested in Flow Cytometry, ELISA, FTA. This antibody reacts with Human. Endotoxin: < 0.147EU/ug,determined by LAL method. Expression system: CHO Cell
Application	ELISA, Flow Cytometry, Functional Assay, Kinetics
Clonality	Monoclonal
Formulation	Purified monoclonal antibody supplied in PBS, pH6.0, without preservative.This antibody is purified through a protein A column.
Storage Instructions	Maintain refrigerated at 2-8°C for up to 2 weeks. For long-term storage, aliquot and store at -20°C to avoid repeated freeze-thaw cycles.
Uniprot ID	P05067

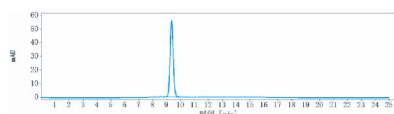
### Technical Details

Isotype	IgG1
Form	Liquid
Concentration	1mg/ml

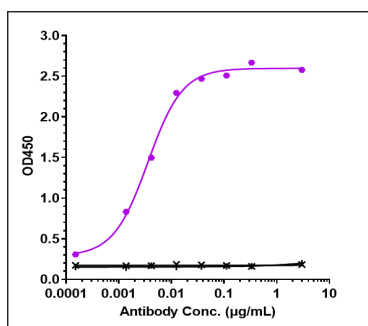
## Anti-Amyloid Beta Reference Antibody (lecanemab) (M00081-4) Images



Anti-Amyloid Beta Reference Antibody (lecanemab) on SDS-PAGE under reducing (R) condition. The gel was stained with Coomassie Blue. The purity of the protein is greater than 95%



The purity of Anti-Amyloid Beta Reference Antibody (lecanemab) is more than 99.7%



Immobilized Abeta42/Abeta40 at 2 μg/mL can bind Anti-Amyloid Beta Reference Antibody (lecanemab)

## Submit a product review to Biocompare.com

Submit a review of this product to Biocompare.com to receive a \$20 Amazon.com giftcard! Your reviews help your fellow scientists make the right decisions. Thank you for your contribution.



Anti-Amyloid Beta Reference Antibody (lecanemab)