

Anti-B7-H1 / PD-L1 / CD274 Reference Antibody (durvalumab)

Catalog Number: M00109-8

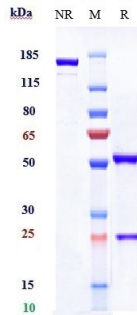
Overview

Product Name	Anti-B7-H1 / PD-L1 / CD274 Reference Antibody (durvalumab)
Reactive Species	Cynomolgus monkey, Human, Mouse
Description	Boster Bio Anti-B7-H1 / PD-L1 / CD274 Reference Antibody (durvalumab) (Catalog # M00109-8). Tested in Flow Cytometry, ELISA, FTA. This antibody reacts with Cynomolgus monkey, Human, Mouse. Endotoxin: < 0.207EU/ug,determined by LAL method. Expression system: CHO Cell
Application	ELISA, Flow Cytometry, Functional Assay, Kinetics
Clonality	Monoclonal
Formulation	Purified monoclonal antibody supplied in PBS, pH6.0, without preservative.This antibody is purified through a protein A column.
Storage Instructions	Maintain refrigerated at 2-8°C for up to 2 weeks. For long-term storage, aliquot and store at -20°C to avoid repeated freeze-thaw cycles.
Uniprot ID	Q9NZQ7

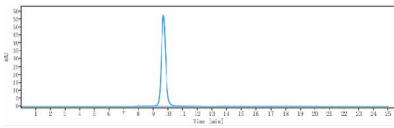
Technical Details

Isotype	IgG1
Form	Liquid
Concentration	1mg/ml

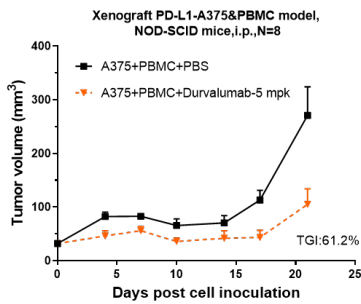
Anti-B7-H1 / PD-L1 / CD274 Reference Antibody (durvalumab) (M00109-8) Images



Anti-B7-H1/PD-L1/CD274 Reference Antibody (durvalumab) on SDS-PAGE under reducing (R) condition. The gel was stained with Coomassie Blue. The purity of the protein is greater than 95%



The purity of Anti-B7-H1/PD-L1/CD274 Reference Antibody (durvalumab) is more than 100%



Durvalumab inhibited the tumor growth of A375 on NOD.SCID mice. The result showed significant anti-tumor effects

Submit a product review to [Biocompare.com](https://www.biocompare.com)

Submit a review of this product to [Biocompare.com](https://www.biocompare.com) to receive a \$20 Amazon.com giftcard! Your reviews help your fellow scientists make the right decisions. Thank you for your contribution.



Anti-B7-H1 / PD-L1 / CD274 Reference Antibody (durvalumab)