

Anti-IGF-1 Reference Antibody (xentuzumab)

Catalog Number: M00148-3

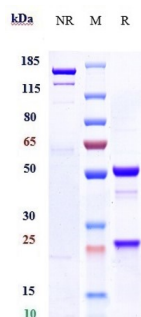
Overview

Product Name	Anti-IGF-1 Reference Antibody (xentuzumab)
Reactive Species	Cynomolgus monkey, Human, Mouse, Rat
Description	Boster Bio Anti-IGF-1 Reference Antibody (xentuzumab) (Catalog # M00148-3). Tested in Flow Cytometry, ELISA, FTA. This antibody reacts with Rat, Cynomolgus monkey, Human, Mouse. Endotoxin: < 0.220EU/ug,determined by LAL method. Expression system: CHO Cell
Application	ELISA, Flow Cytometry, Functional Assay, Kinetics
Clonality	Monoclonal
Formulation	Purified monoclonal antibody supplied in PBS, pH6.0, without preservative.This antibody is purified through a protein A column.
Storage Instructions	Maintain refrigerated at 2-8°C for up to 2 weeks. For long-term storage, aliquot and store at -20°C to avoid repeated freeze-thaw cycles.
Uniprot ID	P05019

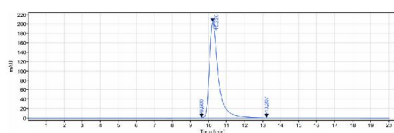
Technical Details

Isotype	IgG1
Form	Liquid
Concentration	1mg/ml

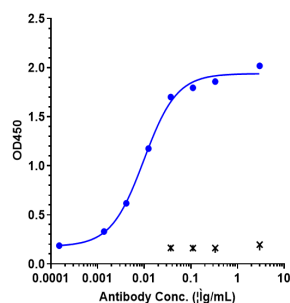
Anti-IGF-1 Reference Antibody (xentuzumab) (M00148-3) Images



Anti-IGF-1 Reference Antibody (xentuzumab) on SDS-PAGE under reducing (R) condition. The gel was stained with Coomassie Blue. The purity of the protein is greater than 95.3%



The purity of Anti-IGF-1 Reference Antibody (xentuzumab) is more than 98.72%



Immobilized human IGF I Protein

Submit a product review to Biocompare.com

Submit a review of this product to Biocompare.com to receive a \$20 Amazon.com giftcard! Your reviews help your fellow scientists make the right decisions. Thank you for your contribution.



Anti-IGF-1 Reference Antibody (xentuzumab)