

Anti-Complement C5 Reference Antibody (eculizumab)

Catalog Number: M00156-1

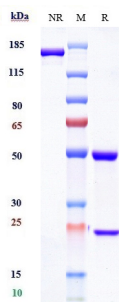
Overview

| | |
|----------------------|---|
| Product Name | Anti-Complement C5 Reference Antibody (eculizumab) |
| Reactive Species | Human, Mouse |
| Description | Boster Bio Anti-Complement C5 Reference Antibody (eculizumab) (Catalog # M00156-1). Tested in Flow Cytometry, ELISA, FTA. This antibody reacts with Human, Mouse. Endotoxin: < 0.232EU/ug,determined by LAL method. Expression system: CHO Cell |
| Application | ELISA, Flow Cytometry, Functional Assay, Kinetics |
| Clonality | Monoclonal |
| Formulation | Purified monoclonal antibody supplied in PBS, pH6.0, without preservative.This antibody is purified through a protein A column. |
| Storage Instructions | Maintain refrigerated at 2-8°C for up to 2 weeks. For long-term storage, aliquot and store at -20°C to avoid repeated freeze-thaw cycles. |
| Uniprot ID | P01031 |

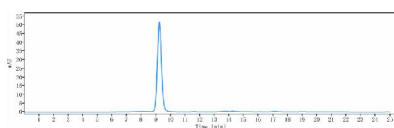
Technical Details

| | |
|---------------|--------|
| Isotype | IgG1 |
| Form | Liquid |
| Concentration | 1mg/ml |

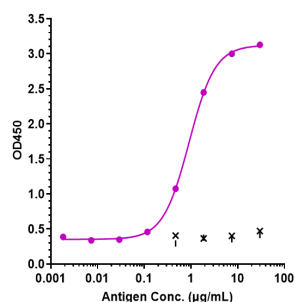
Anti-Complement C5 Reference Antibody (eculizumab) (M00156-1) Images



Anti-Complement C5 Reference Antibody (eculizumab) on SDS-PAGE under reducing (R) condition. The gel was stained with Coomassie Blue. The purity of the protein is greater than 95%



The purity of Anti-Complement C5 Reference Antibody (eculizumab) is more than 98.7%



Immobilized human C5 His at 2 μg/mL can bind Anti-Complement C5 Reference Antibody (eculizumab)

Submit a product review to Biocompare.com

Submit a review of this product to Biocompare.com to receive a \$20 Amazon.com giftcard! Your reviews help your fellow scientists make the right decisions. Thank you for your contribution.



Anti-Complement C5 Reference Antibody (eculizumab)