

Anti-Dnmt3b Rabbit Monoclonal Antibody Rabbit Monoclonal Antibody

Catalog Number: M00319

About DNMT3B

C3 plays a central role in the activation of the complement system. Its processing by C3 convertase is the central reaction in both classical and alternative complement pathways. After activation C3b can bind covalently, via its reactive thioester, to cell surface carbohydrates or immune aggregates.

Overview

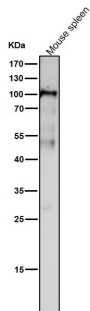
Product Name	Anti-Dnmt3b Rabbit Monoclonal Antibody Rabbit Monoclonal Antibody
Reactive Species	Human, Mouse, Rat
Description	Boster Bio Anti-Dnmt3b Rabbit Monoclonal Antibody Rabbit Monoclonal Antibody catalog # M00319. Tested in WB, ICC/IF applications. This antibody reacts with Human, Mouse, Rat.
Application	IF, ICC, WB
Clonality	Monoclonal FO-4
Formulation	Rabbit IgG in phosphate buffered saline, pH 7.4, 150mM NaCl, 0.02% sodium azide and 50% glycerol, 0.4-0.5mg/ml BSA.
Storage Instructions	Store at -20°C for one year. For short term storage and frequent use, store at 4°C for up to one month. Avoid repeated freeze-thaw cycles.
Host	Rabbit
Uniprot ID	Q9UBC3

Technical Details

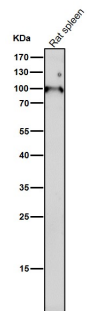
Immunogen	A synthesized peptide derived from human Dnmt3b
Isotype	Rabbit IgG
Form	Liquid
Concentration	Actual concentration vary by lot. Use suggested dilution ratio to decide dilution procedure.
Purification	Affinity-chromatography
Suggested Dilutions	Dilute the sample so that the expected range of concentrations fall within the detection range of this kit. If the expected range of concentration is unknown, a pilot test should be conducted to decide the optimal dilution ratio for your samples. Some PubMed article(s) citing the expression level of this target are as follows: Boster Bio's internal QC testing used:

	WB 1:500-1:2000 ICC/IF 1:50-1:200
--	--------------------------------------

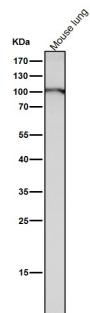
Anti-Dnmt3b Rabbit Monoclonal Antibody Rabbit Monoclonal Antibody (M00319) Images




All lanes use the Antibody at 1:1W dilution for 1 hour at room temperature.



All lanes use the Antibody at 1:1W dilution for 1 hour at room temperature.

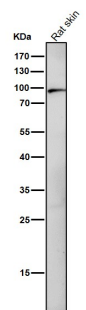



All lanes use the Antibody at 1:1W dilution for 1 hour at room temperature.

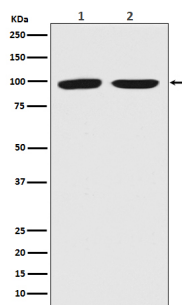


All lanes use the Antibody at 1:1W dilution for 1 hour at room temperature.

All lanes use the Antibody at 1:1W dilution for 1 hour at room temperature.



All lanes use the Antibody at 1:1W dilution for 1 hour at room temperature.



Western blot analysis of Dnmt3b expression in (1) A549 cell lysate; (2) A431 cell lysate.

Submit a product review to Biocompare.com

Submit a review of this product to Biocompare.com to receive a \$20 Amazon.com giftcard! Your reviews help your fellow scientists make the right decisions. Thank you for your contribution.



Anti-Dnmt3b Rabbit Monoclonal Antibody Rabbit Monoclonal Antibody