

Anti-CEACAM5 / CEA / CD66e Reference Antibody (tusamitamab-MMAE)

Catalog Number: M00356-6

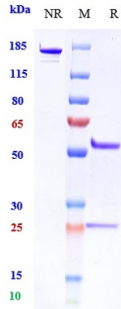
Overview

Product Name	Anti-CEACAM5 / CEA / CD66e Reference Antibody (tusamitamab-MMAE)
Reactive Species	Human
Description	Boster Bio Anti-CEACAM5 / CEA / CD66e Reference Antibody (tusamitamab-MMAE) (Catalog # M00356-6). Tested in Flow Cytometry, ELISA, FTA. This antibody reacts with Human. Endotoxin: < 0.344EU/ug,determined by LAL method. Expression system: CHO Cell
Application	ELISA, Flow Cytometry, Functional Assay, Kinetics
Clonality	Monoclonal
Formulation	Purified monoclonal antibody supplied in PBS, pH6.0, without preservative.This antibody is purified through a protein A column.
Storage Instructions	Maintain refrigerated at 2-8°C for up to 2 weeks. For long-term storage, aliquot and store at -20°C to avoid repeated freeze-thaw cycles.
Uniprot ID	P06731

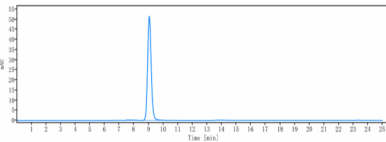
Technical Details

Isotype	IgG1
Form	Liquid
Concentration	1mg/ml

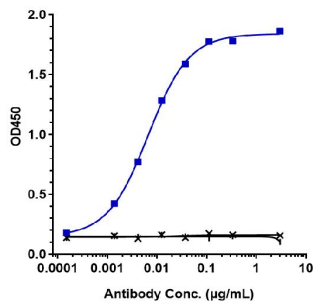
Anti-CEACAM5 / CEA / CD66e Reference Antibody (tusamitamab-MMAE) (M00356-6) Images



Anti-CEACAM5/CEA/CD66e Reference Antibody (tusamitamab-MMAE) on SDS-PAGE under reducing (R) condition. The gel was stained with Coomassie Blue. The purity of the protein is greater than 90%



The purity of Anti-CEACAM5/CEA/CD66e Reference Antibody (tusamitamab-MMAE) is more than 95%



Immobilized human CEACAM5 His at 2 μg/mL can bind Anti-CEACAM5/CEA/CD66e Reference Antibody (tusamitamab-MMAE)

Submit a product review to Biocompare.com

Submit a review of this product to Biocompare.com to receive a \$20 Amazon.com giftcard! Your reviews help your fellow scientists make the right decisions. Thank you for your contribution.



Anti-CEACAM5 / CEA / CD66e Reference Antibody (tusamitamab-MMAE)