

## Anti-PDGFR $\alpha$ / CD140a Reference Antibody (olaratumab)

Catalog Number: M00366-4

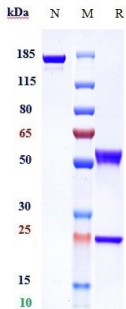
### Overview

Product Name	Anti-PDGFR $\alpha$ / CD140a Reference Antibody (olaratumab)
Reactive Species	Human, Mouse
Description	Boster Bio Anti-PDGFR $\alpha$ / CD140a Reference Antibody (olaratumab) (Catalog # M00366-4). Tested in Flow Cytometry, ELISA, FTA. This antibody reacts with Human, Mouse. Endotoxin: < 0.356EU/ug,determined by LAL method. Expression system: CHO Cell
Application	ELISA, Flow Cytometry, Functional Assay, Kinetics
Clonality	Monoclonal
Formulation	Purified monoclonal antibody supplied in PBS, pH6.0, without preservative.This antibody is purified through a protein A column.
Storage Instructions	Maintain refrigerated at 2–8°C for up to 2 weeks. For long-term storage, aliquot and store at -20°C to avoid repeated freeze-thaw cycles.
Uniprot ID	P16234

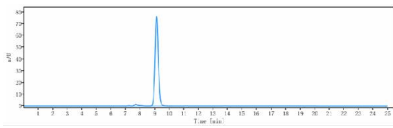
### Technical Details

Isotype	IgG1
Form	Liquid
Concentration	1mg/ml

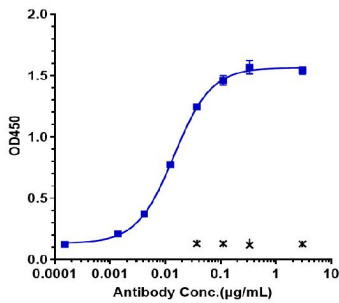
## Anti-PDGFR $\alpha$ / CD140a Reference Antibody (olaratumab) (M00366-4) Images



Anti-PDGFR $\alpha$ /CD140a Reference Antibody (olaratumab) on SDS-PAGE under reducing (R) condition. The gel was stained with Coomassie Blue. The purity of the protein is greater than 95%



The purity of Anti-PDGFR $\alpha$ /CD140a Reference Antibody (olaratumab) is more than 95%



Immobilized human PDGFR $\alpha$ /CD140a

### Submit a product review to Biocompare.com

Submit a review of this product to Biocompare.com to receive a \$20 Amazon.com giftcard! Your reviews help your fellow scientists make the right decisions. Thank you for your contribution.



Anti-PDGFR $\alpha$  / CD140a Reference Antibody (olaratumab)