

## Anti-ANGPT2 Reference Antibody (nesvacumab)

Catalog Number: M00370-2

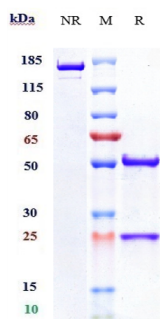
### Overview

|                      |   |
|----------------------|---|
| Product Name         | Anti-ANGPT2 Reference Antibody (nesvacumab)   |
| Reactive Species     | Cynomolgus monkey, Human, Mouse   |
| Description          | Boster Bio Anti-ANGPT2 Reference Antibody (nesvacumab) (Catalog # M00370-2). Tested in Flow Cytometry, ELISA, FTA. This antibody reacts with Cynomolgus monkey, Human, Mouse. Endotoxin: < 0.359EU/ug,determined by LAL method. Expression system: CHO Cell |
| Application          | ELISA, Flow Cytometry, Functional Assay, Kinetics   |
| Clonality            | Monoclonal  |
| Formulation          | Purified monoclonal antibody supplied in PBS, pH6.0, without preservative.This antibody is purified through a protein A column.   |
| Storage Instructions | Maintain refrigerated at 2-8°C for up to 2 weeks. For long-term storage, aliquot and store at -20°C to avoid repeated freeze-thaw cycles.   |
| Uniprot ID           | O15123  |

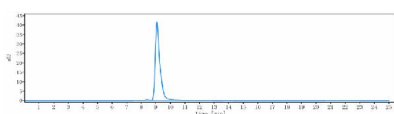
### Technical Details

|               |        |
|---------------|--------|
| Isotype       | IgG1   |
| Form          | Liquid |
| Concentration | 1mg/ml |

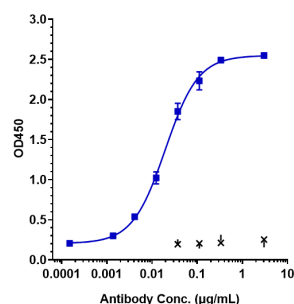
## Anti-ANGPT2 Reference Antibody (nesvacumab) (M00370-2) Images



Anti-ANGPT2 Reference Antibody (nesvacumab) on SDS-PAGE under reducing (R) condition. The gel was stained with Coomassie Blue. The purity of the protein is greater than 95%



The purity of Anti-ANGPT2 Reference Antibody (nesvacumab) is more than 99.11%



Immobilized human ANGPT2 His at 2 µg/mL can bind Anti-ANGPT2 Reference Antibody (nesvacumab)

## Submit a product review to Biocompare.com

Submit a review of this product to Biocompare.com to receive a \$20 Amazon.com giftcard! Your reviews help your fellow scientists make the right decisions. Thank you for your contribution.



Anti-ANGPT2 Reference Antibody (nesvacumab)