

Anti-TNFRSF10B / TRAILR2 / CD262 Reference Antibody (drozitumab)

Catalog Number: M00410-4

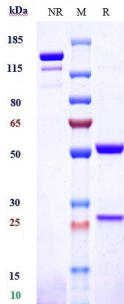
Overview

Product Name	Anti-TNFRSF10B / TRAILR2 / CD262 Reference Antibody (drozitumab)
Reactive Species	Human
Description	Boster Bio Anti-TNFRSF10B / TRAILR2 / CD262 Reference Antibody (drozitumab) (Catalog # M00410-4). Tested in Flow Cytometry, ELISA, FTA. This antibody reacts with Human. Endotoxin: < 0.374EU/ug,determined by LAL method. Expression system: CHO Cell
Application	ELISA, Flow Cytometry, Functional Assay, Kinetics
Clonality	Monoclonal
Formulation	Purified monoclonal antibody supplied in PBS, pH6.0, without preservative.This antibody is purified through a protein A column.
Storage Instructions	Maintain refrigerated at 2-8°C for up to 2 weeks. For long-term storage, aliquot and store at -20°C to avoid repeated freeze-thaw cycles.
Uniprot ID	O14763

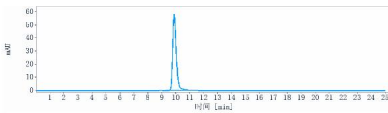
Technical Details

Isotype	IgG1
Form	Liquid
Concentration	1mg/ml

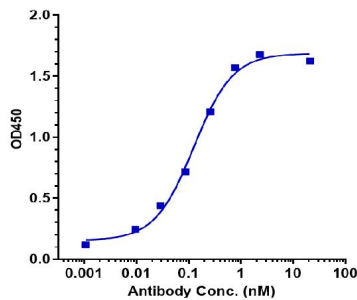
Anti-TNFRSF10B / TRAILR2 / CD262 Reference Antibody (drozitumab) (M00410-4) Images



Anti-TNFRSF10B/TRAILR2/CD262 Reference Antibody (drozitumab) on SDS-PAGE under reducing (R) condition. The gel was stained with Coomassie Blue. The purity of the protein is greater than 95%



The purity of Anti-TNFRSF10B/TRAILR2/CD262 Reference Antibody (drozitumab) is more than 99.68%



Immobilized Cynomolgus TRAIL R2/DR5/ TNFRSF10B Protein

Submit a product review to Biocompare.com

Submit a review of this product to Biocompare.com to receive a \$20 Amazon.com giftcard! Your reviews help your fellow scientists make the right decisions. Thank you for your contribution.



Anti-TNFRSF10B / TRAILR2 / CD262 Reference Antibody (drozitumab)