

## Anti-CXCL8 / IL-8 Reference Antibody (HuMax-IL8)

Catalog Number: M00423-2

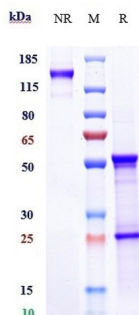
### Overview

Product Name	Anti-CXCL8 / IL-8 Reference Antibody (HuMax-IL8)
Reactive Species	Human
Description	Boster Bio Anti-CXCL8 / IL-8 Reference Antibody (HuMax-IL8) (Catalog # M00423-2). Tested in Flow Cytometry, ELISA, FTA. This antibody reacts with Human. Endotoxin: < 0.385EU/ug,determined by LAL method. Expression system: CHO Cell
Application	ELISA, Flow Cytometry, Functional Assay, Kinetics
Clonality	Monoclonal
Formulation	Purified monoclonal antibody supplied in PBS, pH6.0, without preservative.This antibody is purified through a protein A column.
Storage Instructions	Maintain refrigerated at 2-8°C for up to 2 weeks. For long-term storage, aliquot and store at -20°C to avoid repeated freeze-thaw cycles.
Uniprot ID	P10145

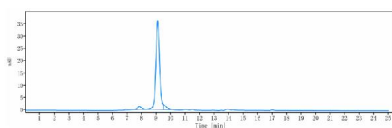
### Technical Details

Isotype	IgG1
Form	Liquid
Concentration	1mg/ml

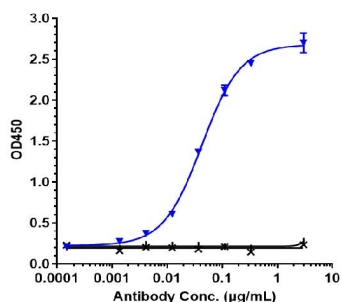
## Anti-CXCL8 / IL-8 Reference Antibody (HuMax-IL8) (M00423-2) Images



Anti-CXCL8/IL-8 Reference Antibody (HuMax-IL8) on SDS-PAGE under reducing (R) condition. The gel was stained with Coomassie Blue. The purity of the protein is greater than 91.8%



The purity of Anti-CXCL8/IL-8 Reference Antibody (HuMax-IL8) is more than 91.32%



Immobilized human IL 8 His at 2 µg/mL can bind Anti-CXCL8/IL-8 Reference Antibody (HuMax-IL8)

### Submit a product review to Biocompare.com

Submit a review of this product to Biocompare.com to receive a \$20 Amazon.com giftcard! Your reviews help your fellow scientists make the right decisions. Thank you for your contribution.



Anti-CXCL8 / IL-8 Reference Antibody (HuMax-IL8)