

Anti-NUR77 NR4A1 Rabbit Monoclonal Antibody

Catalog Number: M00626

About NR4A1

Dynamin-related GTPase required for mitochondrial fusion and regulation of apoptosis. May form a diffusion barrier for proteins stored in mitochondrial cristae. Proteolytic processing in response to intrinsic apoptotic signals may lead to disassembly of OPA1 oligomers and release of the caspase activator cytochrome C (CYCS) into the mitochondrial intermembrane space.

Overview

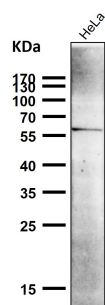
Product Name	Anti-NUR77 NR4A1 Rabbit Monoclonal Antibody
Reactive Species	Human, Mouse, Rat
Description	Boster Bio Anti-NUR77 NR4A1 Rabbit Monoclonal Antibody catalog # M00626. Tested in WB application. This antibody reacts with Human, Mouse, Rat.
Application	WB
Clonality	Monoclonal ABGF-14
Formulation	Rabbit IgG in phosphate buffered saline, pH 7.4, 150mM NaCl, 0.02% sodium azide and 50% glycerol, 0.4-0.5mg/ml BSA.
Storage Instructions	Store at -20°C for one year. For short term storage and frequent use, store at 4°C for up to one month. Avoid repeated freeze-thaw cycles.
Host	Rabbit
Uniprot ID	P22736

Technical Details

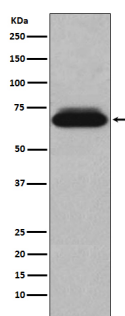
Immunogen	A synthesized peptide derived from human NUR77
Isotype	Rabbit IgG
Form	Liquid
Concentration	Actual concentration vary by lot. Use suggested dilution ratio to decide dilution procedure.
Purification	Affinity-chromatography
Suggested Dilutions	Dilute the sample so that the expected range of concentrations fall within the detection range of this kit. If the expected range of concentration is unknown, a pilot test should be conducted to decide the optimal dilution ratio for your samples. Some PubMed article(s) citing the expression level of this target are as follows: Boster Bio's internal QC testing used:

	WB 1:500-1:2000
--	-----------------

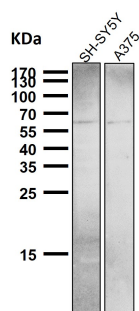
Anti-NUR77 NR4A1 Rabbit Monoclonal Antibody (M00626) Images



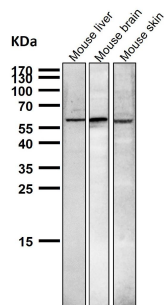
All lanes use the Antibody at 1:6K dilution for 1 hour at room temperature.



Western blot analysis of NUR77 expression in HepG2 cell lysate.



All lanes use the Antibody at 1:6K dilution for 1 hour at room temperature.



All lanes use the Antibody at 1:6K dilution for 1 hour at room temperature.

Submit a product review to Biocompare.com

Submit a review of this product to Biocompare.com to receive a \$20 Amazon.com giftcard! Your reviews help your fellow scientists make the right decisions. Thank you for your contribution.



Anti-NUR77 NR4A1 Rabbit Monoclonal Antibody