

## Anti-PVR / CD155 Reference Antibody (Ntx1088)

Catalog Number: M00664-4

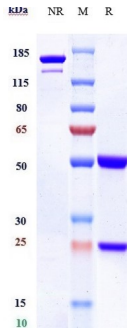
### Overview

Product Name	Anti-PVR / CD155 Reference Antibody (Ntx1088)
Reactive Species	Human
Description	Boster Bio Anti-PVR / CD155 Reference Antibody (Ntx1088) (Catalog # M00664-4). Tested in Flow Cytometry, ELISA, FTA. This antibody reacts with Human. Endotoxin: < 0.438EU/ug,determined by LAL method. Expression system: CHO Cell
Application	ELISA, Flow Cytometry, Functional Assay, Kinetics
Clonality	Monoclonal
Formulation	Purified monoclonal antibody supplied in PBS, pH6.0, without preservative.This antibody is purified through a protein A column.
Storage Instructions	Maintain refrigerated at 2-8°C for up to 2 weeks. For long-term storage, aliquot and store at -20°C to avoid repeated freeze-thaw cycles.
Uniprot ID	P15151

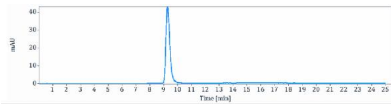
### Technical Details

Isotype	IgG1
Form	Liquid
Concentration	1mg/ml

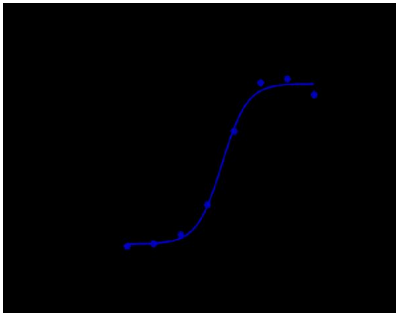
## Anti-PVR / CD155 Reference Antibody (Ntx1088) (M00664-4) Images



Anti-PVR/CD155 Reference Antibody (Ntx1088) on SDS-PAGE under reducing (R) condition. The gel was stained with Coomassie Blue. The purity of the protein is greater than 95%



The purity of Anti-PVR/CD155 Reference Antibody (Ntx1088) is more than 99.38%



Human CD155 CHOK cells were stained with Anti-PVR/CD155 Reference Antibody (Ntx1088) and negative control protein respectively

### Submit a product review to Biocompare.com

Submit a review of this product to Biocompare.com to receive a \$20 Amazon.com giftcard! Your reviews help your fellow scientists make the right decisions. Thank you for your contribution.



Anti-PVR / CD155 Reference Antibody (Ntx1088)