

## Anti-FGFR4 / CD334 Reference Antibody (U3-1784)

Catalog Number: M00769-3

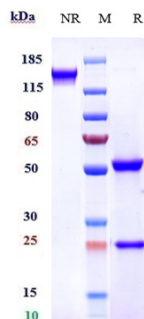
### Overview

Product Name	Anti-FGFR4 / CD334 Reference Antibody (U3-1784)
Reactive Species	Human
Description	Boster Bio Anti-FGFR4 / CD334 Reference Antibody (U3-1784) (Catalog # M00769-3). Tested in Flow Cytometry, ELISA, FTA. This antibody reacts with Human. Endotoxin: < 0.449EU/ug,determined by LAL method. Expression system: CHO Cell
Application	ELISA, Flow Cytometry, Functional Assay, Kinetics
Clonality	Monoclonal
Formulation	Purified monoclonal antibody supplied in PBS, pH6.0, without preservative.This antibody is purified through a protein A column.
Storage Instructions	Maintain refrigerated at 2-8°C for up to 2 weeks. For long-term storage, aliquot and store at -20°C to avoid repeated freeze-thaw cycles.
Uniprot ID	P22455

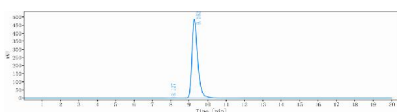
### Technical Details

Isotype	IgG1
Form	Liquid
Concentration	1mg/ml

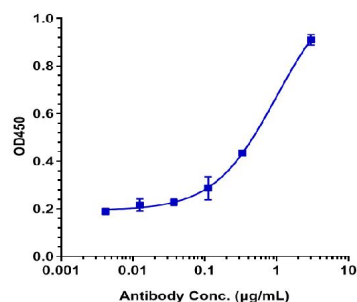
## Anti-FGFR4 / CD334 Reference Antibody (U3-1784) (M00769-3) Images



Anti-FGFR4/CD334 Reference Antibody (U3-1784) on SDS-PAGE under reducing (R) condition. The gel was stained with Coomassie Blue. The purity of the protein is greater than 95%



The purity of Anti-FGFR4/CD334 Reference Antibody (U3-1784) is more than 99.1%



Immobilized human FGFR4 FC at 2 μg/mL can bind Anti-FGFR4/CD334 Reference Antibody (U3-1784)

**Submit a product review to Biocompare.com**

Submit a review of this product to Biocompare.com to receive a \$20 Amazon.com giftcard! Your reviews help your fellow scientists make the right decisions. Thank you for your contribution.



Anti-FGFR4 / CD334 Reference Antibody (U3-1784)