

Anti-DLL4 Reference Antibody (enoticumab)

Catalog Number: M00875-1

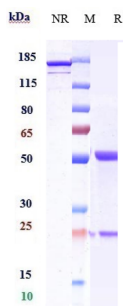
Overview

| | |
|----------------------|---|
| Product Name | Anti-DLL4 Reference Antibody (enoticumab) |
| Reactive Species | Human |
| Description | Boster Bio Anti-DLL4 Reference Antibody (enoticumab) (Catalog # M00875-1). Tested in Flow Cytometry, ELISA, FTA. This antibody reacts with Human. Endotoxin: < 0.466EU/ug,determined by LAL method. Expression system: CHO Cell |
| Application | ELISA, Flow Cytometry, Functional Assay, Kinetics |
| Clonality | Monoclonal |
| Formulation | Purified monoclonal antibody supplied in PBS, pH6.0, without preservative.This antibody is purified through a protein A column. |
| Storage Instructions | Maintain refrigerated at 2-8°C for up to 2 weeks. For long-term storage, aliquot and store at -20°C to avoid repeated freeze-thaw cycles. |
| Uniprot ID | Q9NR61 |

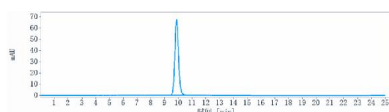
Technical Details

| | |
|---------------|--------|
| Isotype | IgG1 |
| Form | Liquid |
| Concentration | 1mg/ml |

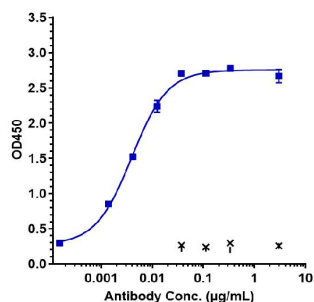
Anti-DLL4 Reference Antibody (enoticumab) (M00875-1) Images



Anti-DLL4 Reference Antibody (enoticumab) on SDS-PAGE under reducing (R) condition. The gel was stained with Coomassie Blue. The purity of the protein is greater than 95%



The purity of Anti-DLL4 Reference Antibody (enoticumab) is more than 95%



Immobilized human DLL4 His at 2 µg/mL can bind Anti-DLL4 Reference Antibody (enoticumab)

Submit a product review to Biocompare.com

Submit a review of this product to Biocompare.com to receive a \$20 Amazon.com giftcard! Your reviews help your fellow scientists make the right decisions. Thank you for your contribution.



Anti-DLL4 Reference Antibody (enoticumab)