

Anti-DLL4 Reference Antibody (navicixizumab)

Catalog Number: M00875

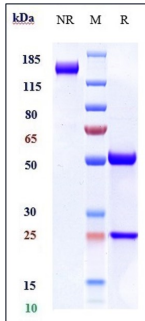
Overview

Product Name	Anti-DLL4 Reference Antibody (navicixizumab)
Reactive Species	Cynomolgus monkey, Human
Description	Boster Bio Anti-DLL4 Reference Antibody (navicixizumab) (Catalog # M00875). Tested in Flow Cytometry, ELISA, FTA. This antibody reacts with Cynomolgus monkey, Human. Endotoxin: < 0.465EU/ug,determined by LAL method. Expression system: CHO Cell
Application	ELISA, Flow Cytometry, Functional Assay, Kinetics
Clonality	Monoclonal
Formulation	Purified monoclonal antibody supplied in PBS, pH6.0, without preservative.This antibody is purified through a protein A column.
Storage Instructions	Maintain refrigerated at 2-8°C for up to 2 weeks. For long-term storage, aliquot and store at -20°C to avoid repeated freeze-thaw cycles.
Uniprot ID	Q9NR61

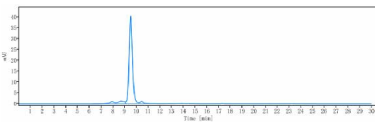
Technical Details

Isotype	IgG2SA
Form	Liquid
Concentration	1mg/ml

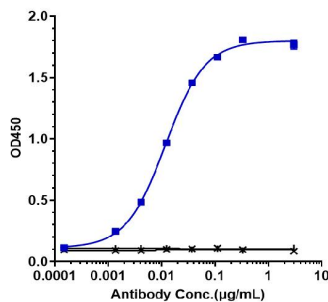
Anti-DLL4 Reference Antibody (navicixizumab) (M00875) Images



Anti-DLL4 Reference Antibody (navicixizumab) on SDS-PAGE under reducing (R) condition. The gel was stained with Coomassie Blue. The purity of the protein is greater than 95%



The purity of Anti-DLL4 Reference Antibody (navicixizumab) is more than 95%



Immobilized human VEGF165 His at 2 μg/mL can bind Anti-DLL4 Reference Antibody (navicixizumab)

Submit a product review to Biocompare.com

Submit a review of this product to Biocompare.com to receive a \$20 Amazon.com giftcard! Your reviews help your fellow scientists make the right decisions. Thank you for your contribution.



Anti-DLL4 Reference Antibody (navicixizumab)