

Anti-CEACAM1 / CD66a Reference Antibody (CM-24)

Catalog Number: M00923-3

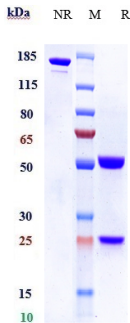
Overview

Product Name	Anti-CEACAM1 / CD66a Reference Antibody (CM-24)
Reactive Species	Cynomolgus monkey, Human, Mouse
Description	Boster Bio Anti-CEACAM1 / CD66a Reference Antibody (CM-24) (Catalog # M00923-3). Tested in Flow Cytometry, ELISA, FTA. This antibody reacts with Cynomolgus monkey, Human, Mouse. Endotoxin: < 0.490EU/ug,determined by LAL method. Expression system: CHO Cell
Application	ELISA, Flow Cytometry, Functional Assay, Kinetics
Clonality	Monoclonal
Formulation	Purified monoclonal antibody supplied in PBS, pH6.0, without preservative.This antibody is purified through a protein A column.
Storage Instructions	Maintain refrigerated at 2-8°C for up to 2 weeks. For long-term storage, aliquot and store at -20°C to avoid repeated freeze-thaw cycles.
Uniprot ID	P13688

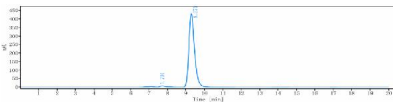
Technical Details

Isotype	IgG1
Form	Liquid
Concentration	1mg/ml

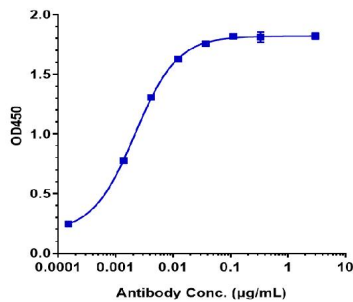
Anti-CEACAM1 / CD66a Reference Antibody (CM-24) (M00923-3) Images



Anti-CEACAM1/CD66a Reference Antibody (CM-24) on SDS-PAGE under reducing (R) condition. The gel was stained with Coomassie Blue. The purity of the protein is greater than 95%



The purity of Anti-CEACAM1/CD66a Reference Antibody (CM-24) is more than 96.33%



Immobilized human CEACAM1 (C 6His) at 2 µg/mL can bind Anti-CEACAM1/CD66a Reference Antibody (CM-24)

Submit a product review to Biocompare.com

Submit a review of this product to Biocompare.com to receive a \$20 Amazon.com giftcard! Your reviews help your fellow scientists make the right decisions. Thank you for your contribution.



Anti-CEACAM1 / CD66a Reference Antibody (CM-24)