

Anti-TFPI Reference Antibody (concizumab)

Catalog Number: M01052-3

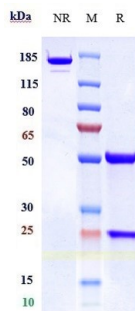
Overview

Product Name	Anti-TFPI Reference Antibody (concizumab)
Reactive Species	Human, Rabbit
Description	Boster Bio Anti-TFPI Reference Antibody (concizumab) (Catalog # M01052-3). Tested in Flow Cytometry, ELISA, FTA. This antibody reacts with Human, Rabbit. Endotoxin: < 0.508EU/ug,determined by LAL method. Expression system: CHO Cell
Application	ELISA, Flow Cytometry, Functional Assay, Kinetics
Clonality	Monoclonal
Formulation	Purified monoclonal antibody supplied in 100mM Pro-Ac, 20mM Arg, pH5.0, without preservative.This antibody is purified through a protein A column.
Storage Instructions	Maintain refrigerated at 2-8°C for up to 2 weeks. For long-term storage, aliquot and store at -20°C to avoid repeated freeze-thaw cycles.
Uniprot ID	P10646

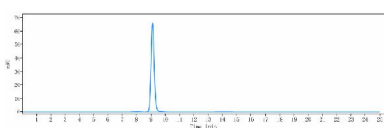
Technical Details

Isotype	IgG4SP
Form	Liquid
Concentration	1mg/ml

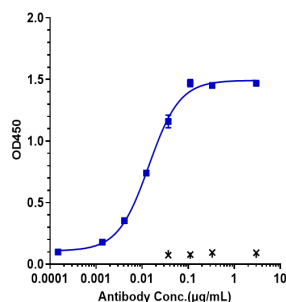
Anti-TFPI Reference Antibody (concizumab) (M01052-3) Images



Anti-TFPI Reference Antibody (concizumab) on SDS-PAGE under reducing (R) condition. The gel was stained with Coomassie Blue. The purity of the protein is greater than 95%



The purity of Anti-TFPI Reference Antibody (concizumab) is more than 100%



Immobilized human TFPI

Submit a product review to Biocompare.com

Submit a review of this product to Biocompare.com to receive a \$20 Amazon.com giftcard! Your reviews help your fellow scientists make the right decisions. Thank you for your contribution.



Anti-TFPI Reference Antibody (concizumab)