

## Anti-TSLP Reference Antibody (tezepelumab)

Catalog Number: M01096

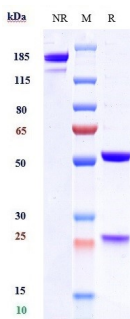
### Overview

Product Name	Anti-TSLP Reference Antibody (tezepelumab)
Reactive Species	Cynomolgus monkey, Human
Description	Boster Bio Anti-TSLP Reference Antibody (tezepelumab) (Catalog # M01096). Tested in Flow Cytometry, ELISA, FTA. This antibody reacts with Cynomolgus monkey, Human. Endotoxin: < 0.521EU/ug,determined by LAL method. Expression system: CHO Cell
Application	ELISA, Flow Cytometry, Functional Assay, Kinetics
Clonality	Monoclonal
Formulation	Purified monoclonal antibody supplied in PBS, pH6.0, without preservative.This antibody is purified through a protein A column.
Storage Instructions	Maintain refrigerated at 2-8°C for up to 2 weeks. For long-term storage, aliquot and store at -20°C to avoid repeated freeze-thaw cycles.
Uniprot ID	Q969D9

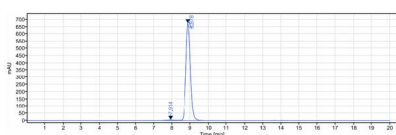
### Technical Details

Isotype	IgG2
Form	Liquid
Concentration	1mg/ml

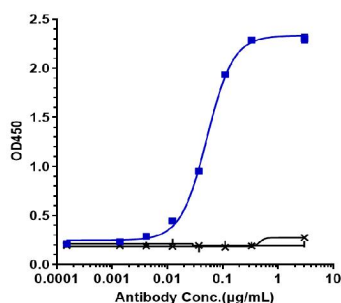
## Anti-TSLP Reference Antibody (tezepelumab) (M01096) Images



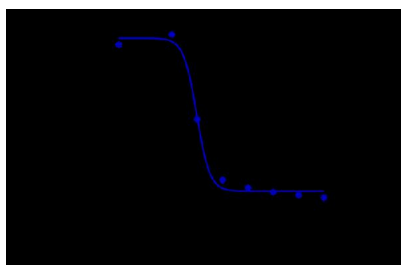
Anti-TSLP Reference Antibody (tezepelumab) on SDS-PAGE under reducing (R) condition. The gel was stained with Coomassie Blue. The purity of the protein is greater than 95%



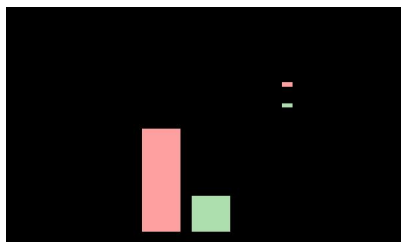
The purity of Anti-TSLP Reference Antibody (tezepelumab) is more than 98.64%



Immobilized human TSLP His at 2 μg/mL can bind Anti-TSLP Reference Antibody (tezepelumab)



Anti-TSLP Reference Antibody (tezepelumab)-induced FACS Blocking activity was evaluated using TSLPR/IL7R-CHO-K. The IC<sub>50</sub> was approximately 0.0802 μg/mL.



Tezepelumab reduced levels of IL13 in BALF of OVA asthma model on B-hTSLP/hTSLPR mice. The result showed significant IL13 inhibition effects at 15 mpk.

**Submit a product review to Biocompare.com**

Submit a review of this product to Biocompare.com to receive a \$20 Amazon.com giftcard! Your reviews help your fellow scientists make the right decisions. Thank you for your contribution.



## Anti-TSLP Reference Antibody (tezepelumab)