

Anti-IL-23 Reference Antibody (guselkumab)

Catalog Number: M01097-1

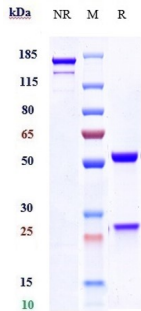
Overview

Product Name	Anti-IL-23 Reference Antibody (guselkumab)
Reactive Species	Cynomolgus monkey, Human
Description	Boster Bio Anti-IL-23 Reference Antibody (guselkumab) (Catalog # M01097-1). Tested in Flow Cytometry, ELISA, FTA. This antibody reacts with Cynomolgus monkey, Human. Endotoxin: < 0.523EU/ug,determined by LAL method. Expression system: CHO Cell
Application	ELISA, Flow Cytometry, Functional Assay, Kinetics
Clonality	Monoclonal
Formulation	Purified monoclonal antibody supplied in PBS, pH6.0, without preservative.This antibody is purified through a protein A column.
Storage Instructions	Maintain refrigerated at 2-8°C for up to 2 weeks. For long-term storage, aliquot and store at -20°C to avoid repeated freeze-thaw cycles.
Uniprot ID	Q9NPF7

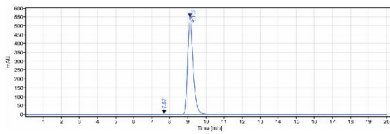
Technical Details

Isotype	IgG1
Form	Liquid
Concentration	1mg/ml

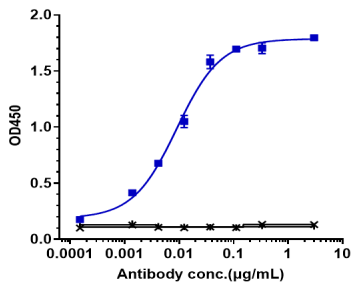
Anti-IL-23 Reference Antibody (guselkumab) (M01097-1) Images



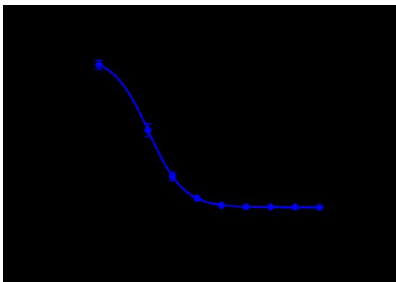
Anti-IL-23 Reference Antibody (guselkumab) on SDS-PAGE under reducing (R) condition. The gel was stained with Coomassie Blue. The purity of the protein is greater than 95%



The purity of Anti-IL-23 Reference Antibody (guselkumab) is more than 98.97%



Immobilized human IL 23P40 His at 2 µg/mL can bind Anti-IL-23 Reference Antibody (guselkumab)



Anti-IL-23 Reference Antibody (guselkumab) induced report gene STAT3 activity was evaluated using Human IL23 HEK-Blue. The EC50 was approximately 0.0095 µg/mL.

Submit a product review to Biocompare.com

Submit a review of this product to Biocompare.com to receive a \$20 Amazon.com giftcard! Your reviews help your fellow scientists make the right decisions. Thank you for your contribution.



Anti-IL-23 Reference Antibody (guselkumab)